

# RAZR MODULAR SYSTEM WIRING GUIDE

**THANK YOU FOR CHOOSING FLUENCE!**

- 1. System DC Cable Wiring Diagrams . . . . . 3**
  - 3-Bar DC Splitter Wiring Diagrams for Racks . . . . . 3
  - 4-Bar DC Splitter Wiring Diagrams for Racks . . . . . 10
  - 53" Light Bar Wiring Diagrams for Trolleys. . . . . 15
- 3. RAZR Modular Cables . . . . . 19**
  - DC Splitter Cables. . . . . 19
  - DC Manifold Cables. . . . . 19
  - DC Dimming Cables (Americas). . . . . 20
  - DC Dimming Cables (International) . . . . . 20
  - AC Dimming Cables (Americas). . . . . 21
  - AC Dimming Cables (International) . . . . . 22
- 4. Power Supply Wiring. . . . . 24**
- 4. Warranty . . . . . 24**



 VERTICAL LAYOUT

 HORIZONTAL LAYOUT



# 24 BARS, 3-BAR DC SPLITTER 44" & 48" Light Bar

Fixture Array | Number of Fixtures per Power Supply

2'x4' 3-Bar	4'x4' 6-Bar
8 Fixtures	4 Fixtures
Installation	SKU (light bar/ power supply/ DC Cabling)
Horizontal Array	<b>RM-xx-S-BW3-584-24-xxx -3A-4P-x</b>
Vertical Array	<b>RM-xx-S-BW3-584-24-xxx-3S-8P-x</b>



## RAZR MODULAR COMPONENTS

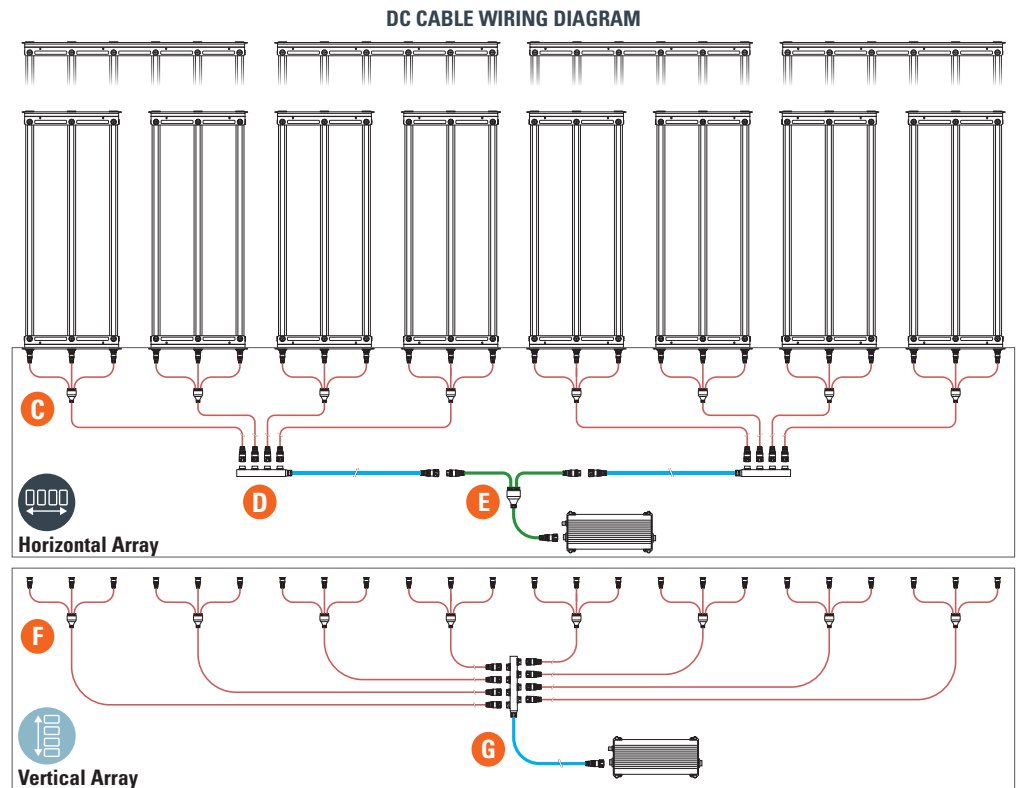
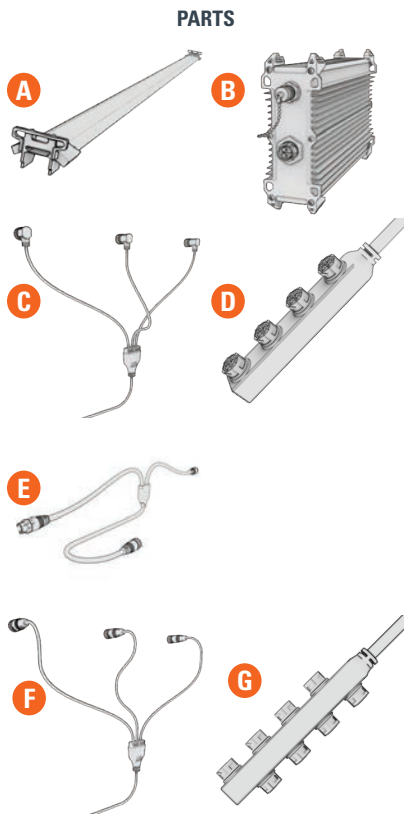
SKU Abbreviation	Part Description	QTY	Part Number	
<b>A</b>	RM-44-S-BW3	44" Light Bar, BROAD R3, uniform LED spacing	24	10608
	RM-48-S-BW3	48" Light Bar, BROAD R3, uniform LED spacing	24	10528
<b>B</b>	584-24-LVG	PSU2, LVG, 120-277 V AC, 584 W DC, GLOBAL	1	10615
	584-24-HVG	PSU2, HVG, 347-480 V AC, 584 W DC, GLOBAL	1	10617
	584-24-HVE	PSU2, HVE, 400 V AC, 584 W DC, EU	1	10616

## HORIZONTAL ARRAY LAYOUT

SKU Abbr	Part Description	QTY	Part Number
<b>C</b>	3A 3-Bar Right Angle DC Splitter, 4-FT Trunk	8	71635
<b>D</b>	4-port DC Manifold Cable, 4-FT Trunk	2	71661
<b>E</b>		1	71670

## VERTICAL ARRAY LAYOUT

SKU Abbr	Part Description	QTY	Part Number
<b>F</b>	3S 3-Bar Straight DC Splitter, 4-FT Trunk	8	71807
<b>G</b>	8P 8-port DC Manifold Cable, 2.25-FT Trunk	1	71587



# 21 BARS, 3-BAR DC SPLITTER 44" & 48" Light Bar

Fixture Array | Number of Fixtures per Power Supply

2'x4' 3-Bar	
7 Fixtures	
Installation	SKU (light bar/ power supply/ DC Cabling)
Horizontal Array	<b>RM-xx-S-BW3-511-21-xxx-3A-4P-x</b>
Vertical Array	<b>RM-xx-S-BW3-511-21-xxx-3S-8P-x</b>



## RAZR MODULAR COMPONENTS

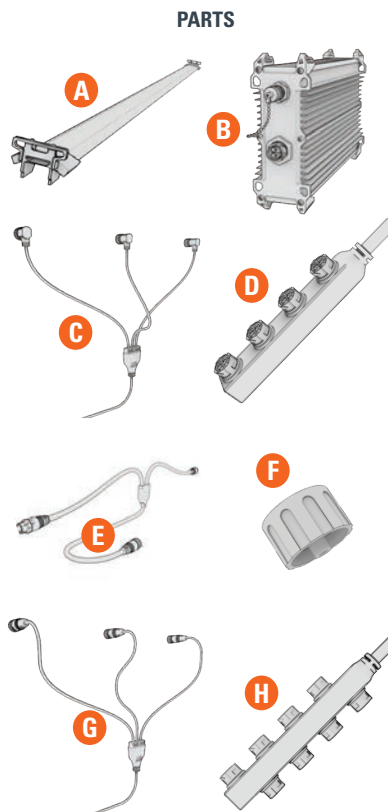
SKU Abbreviation	Part Description	QTY	Part Number	
<b>A</b>	RM-44-S-BW3	44" Light Bar, BROAD R3, uniform LED spacing	21	10608
	RM-48-S-BW3	48" Light Bar, BROAD R3, uniform LED spacing	21	10528
<b>B</b>	511-21-LVG	PSU2, LVG, 120-277 V AC, 511 W DC, GLOBAL	1	10621
	511-21-HVG	PSU2, HVG, 347-480 V AC, 511 W DC, GLOBAL	1	10639
	511-21-HVE	PSU2, HVE, 400 V AC, 511 W DC, EU	1	10630

## HORIZONTAL ARRAY LAYOUT

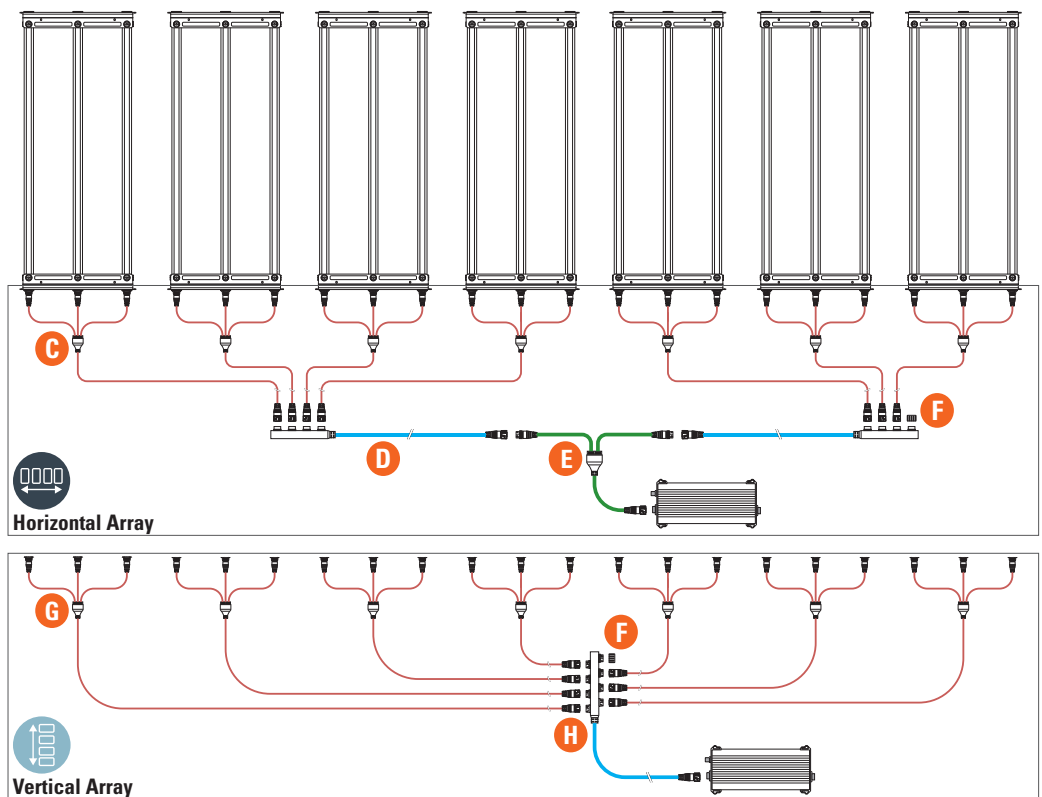
SKU Abbr	Part Description	QTY	Part Number	
<b>C</b>	3A	3-Bar Right Angle DC Splitter, 4-FT Trunk	7	71635
<b>D</b>		4-port DC Manifold Cable, 4-FT Trunk	2	71661
<b>E</b>	4P	Manifold Splitter Cable, 3-FT, to power supply	1	71670
<b>F</b>		Manifold Port Dust Cap (covering unused ports)	1	71285

## VERTICAL ARRAY LAYOUT

SKU Abbr	Part Description	QTY	Part Number	
<b>G</b>	3S	3-Bar Straight DC Splitter, 4-FT Trunk	7	71807
<b>H</b>	8P	8-port DC Manifold Cable, 2.25-FT Trunk	1	71587
<b>F</b>		Manifold Port Dust Cap (covering unused ports)	1	71285



## DC CABLE WIRING DIAGRAM





# 18 BARS, 3-BAR DC SPLITTER 44" & 48" Light Bar

Fixture Array | Number of Fixtures per Power Supply

	2'x4' 3-Bar	4'x4' 6-Bar
	6 Fixtures	3 Fixtures
Installation	SKU (light bar/ power supply/ DC Cabling)	
Horizontal Array	<b>RM-xx-S-BW3-438-18-xxx-3A-4P-x</b>	
Vertical Array	<b>RM-xx-S-BW3-438-18-xxx-3S-6P-x</b>	



## RAZR MODULAR COMPONENTS

SKU Abbreviation	Part Description	QTY	Part Number	
<b>A</b>	RM-44-S-BW3	44" Light Bar, BROAD R3, uniform LED spacing	18	10608
	RM-48-S-BW3	48" Light Bar, BROAD R3, uniform LED spacing	18	10528
<b>B</b>	438-18-LVG	PSU2, LVG, 120-277 V AC, 438 W DC, GLOBAL	1	10623
	438-18-HVG	PSU2, HVG, 347-480 V AC, 438 W DC, GLOBAL	1	10641
	438-18-HVE	PSU2, HVE, 400 V AC, 438 W DC, EU	1	10632

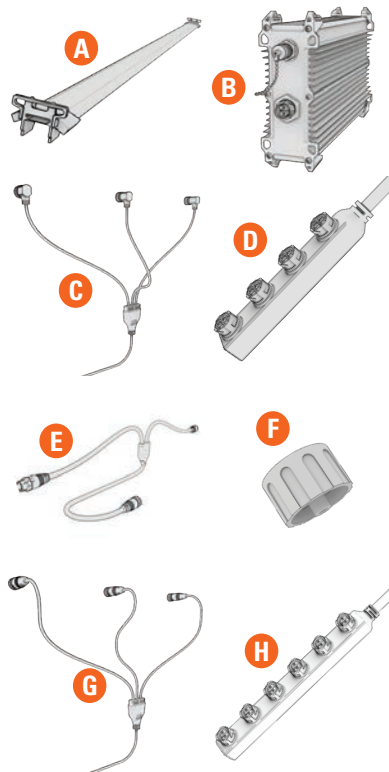
## HORIZONTAL ARRAY LAYOUT

SKU Abbr	Part Description	QTY	Part Number
<b>C</b>	3A 3-Bar Right Angle DC Splitter, 4-FT Trunk	6	71635
<b>D</b>	4-port DC Manifold Cable, 4-FT Trunk	2	71661
<b>E</b>	4P 4P Manifold Splitter Cable, 3-FT, to power supply	1	71670
<b>F</b>	Manifold Port Dust Cap (covering unused ports)	2	71285

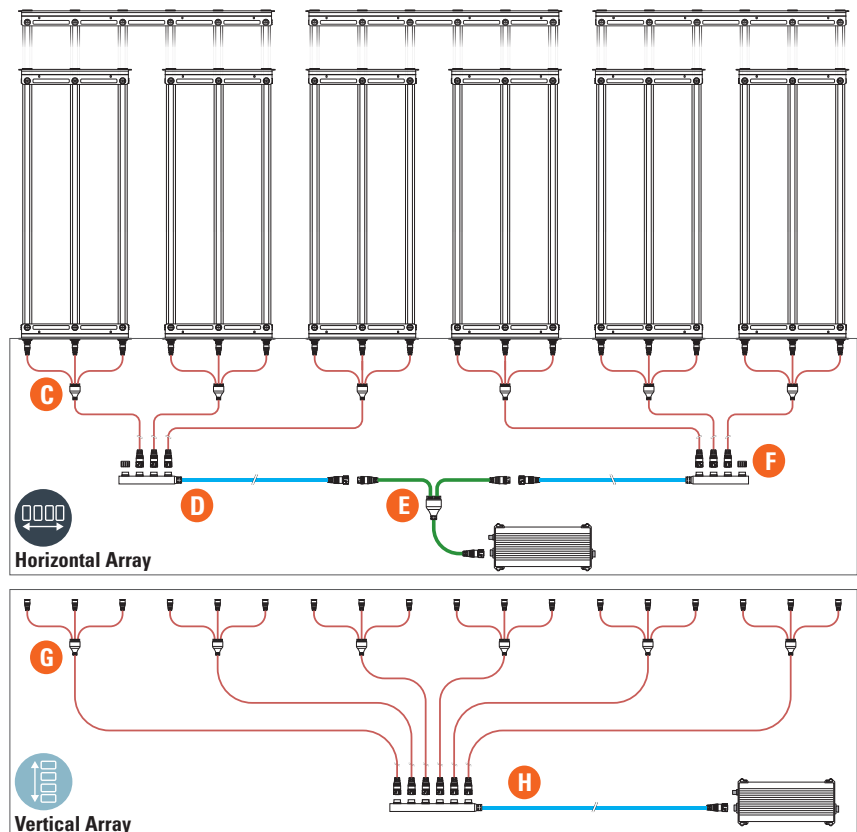
## VERTICAL ARRAY LAYOUT

SKU Abbr	Part Description	QTY	Part Number
<b>G</b>	3S 3-Bar Straight DC Splitter, 4-FT Trunk	6	71807
<b>H</b>	6P 6-port DC Manifold Cable, 4-FT Trunk	1	71431

### PARTS



### DC CABLE WIRING DIAGRAM



# 15 BARS, 3-BAR DC SPLITTER 44" & 48" Light Bar

Fixture Array | Number of Fixtures per Power Supply

2'x4' 3-Bar	
5 Fixtures	
Installation	SKU (light bar/ power supply/ DC Cabling)
Horizontal Array	<b>RM-xx-S-BW3-365-15-xxx-3A-4P-x</b>
Vertical Array	<b>RM-xx-S-BW3-365-15-xxx-3S-6P-x</b>



## RAZR MODULAR COMPONENTS

SKU Abbreviation	Part Description	QTY	Part Number	
<b>A</b>	RM-44-S-BW3	44" Light Bar, BROAD R3, uniform LED spacing	15	10608
	RM-48-S-BW3	48" Light Bar, BROAD R3, uniform LED spacing	15	10528
<b>B</b>	365-15-LVG	PSU2, LVG, 120-277 V AC, 365 W DC, GLOBAL	1	10625
	365-15-HVG	PSU2, HVG, 347-480 V AC, 365 W DC, GLOBAL	1	10643
	365-15-HVE	PSU2, HVE, 400 V AC, 365 W DC, EU	1	10634

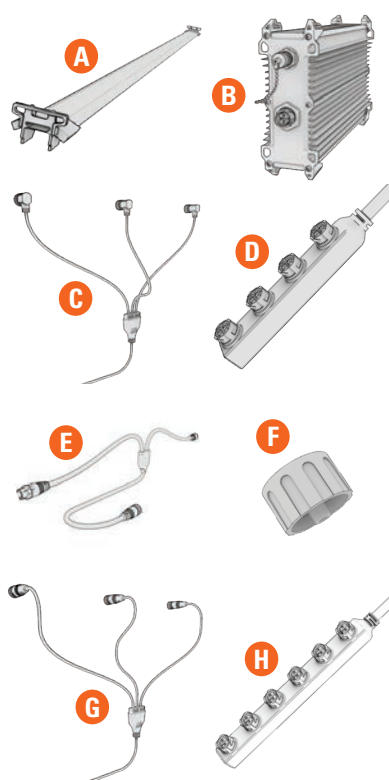
## HORIZONTAL ARRAY LAYOUT

SKU Abbr	Part Description	QTY	Part Number	
<b>C</b>	3A	3-Bar Right Angle DC Splitter, 4-FT Trunk	5	71635
<b>D</b>		4-port DC Manifold Cable, 4-FT Trunk	2	71661
<b>E</b>	4P	Manifold Splitter Cable, 3-FT, to power supply	1	71670
<b>F</b>		Manifold Port Dust Cap (covering unused ports)	3	71285

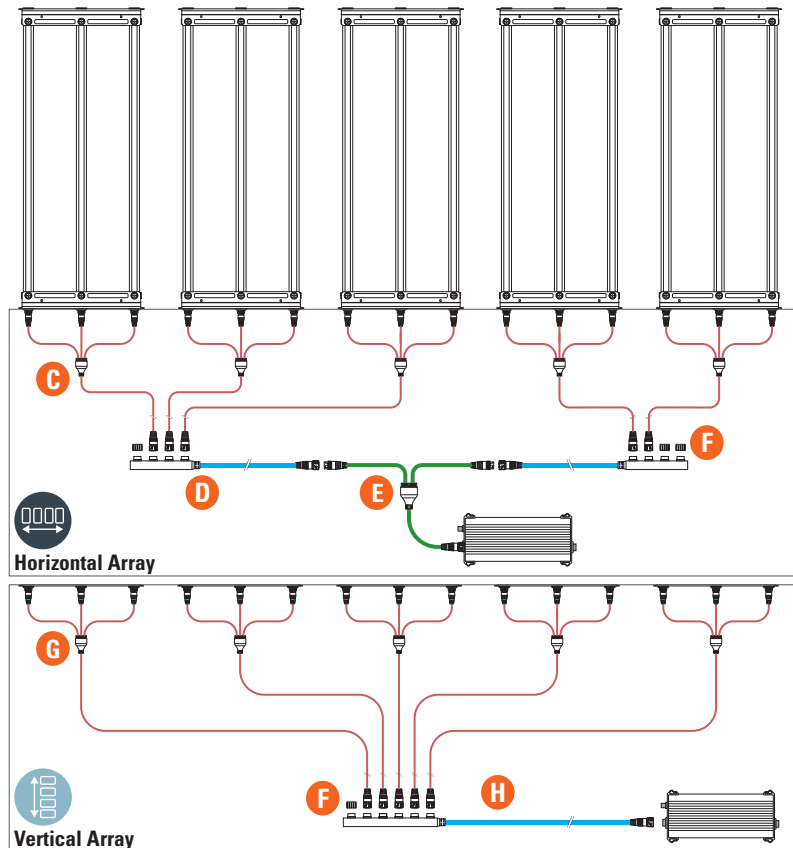
## VERTICAL ARRAY LAYOUT

SKU Abbr	Part Description	QTY	Part Number	
<b>G</b>	3S	3-Bar Straight DC Splitter, 4-FT Trunk	5	71807
<b>H</b>		6-port DC Manifold Cable, 4-FT Trunk	1	
<b>F</b>		Manifold Port Dust Cap (covering unused ports)	1	71285

### PARTS



### DC CABLE WIRING DIAGRAM



# 12 BARS, 3-BAR DC SPLITTER 44" & 48" Light Bar

Fixture Array | Number of Fixtures per Power Supply

2'x4' 3-Bar		4'x4' 6-Bar	
4 Fixtures		2 Fixtures	
Installation	SKU (light bar/ power supply/ DC Cabling)		
Horizontal Array	<b>RM-xx-S-BW3-292-12-xxx-3A-4P-x</b>		
Vertical Array	<b>RM-xx-S-BW3-292-12-xxx-3S-4P-x</b>		



## RAZR MODULAR COMPONENTS

SKU Abbreviation	Part Description		QTY	Part Number
<b>A</b>	RM-44-S-BW3	44" Light Bar, BROAD R3, uniform LED spacing	12	10608
	RM-48-S-BW3	48" Light Bar, BROAD R3, uniform LED spacing	12	10528
<b>B</b>	292-12-LVG	PSU2, LVG, 120-277 V AC, 292 W DC, GLOBAL	1	10626
	292-12-HVE	PSU2, HVE, 347-400 V AC, 292 W DC, GLOBAL	1	10635

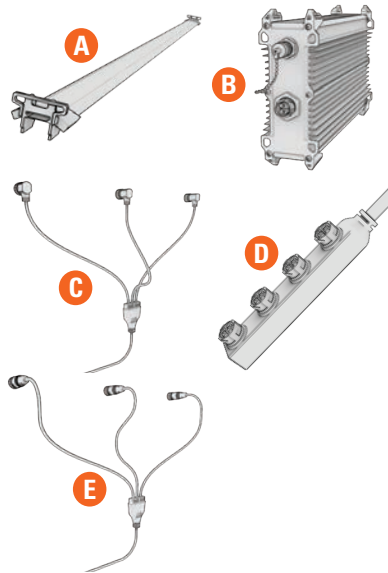
## HORIZONTAL ARRAY LAYOUT

SKU Abbr	Part Description		QTY	Part Number
<b>C</b>	3A	3-Bar Right Angle DC Splitter, 4-FT Trunk	4	71635
<b>D</b>	4P	4-port DC Manifold Cable, 4-FT Trunk	1	71661

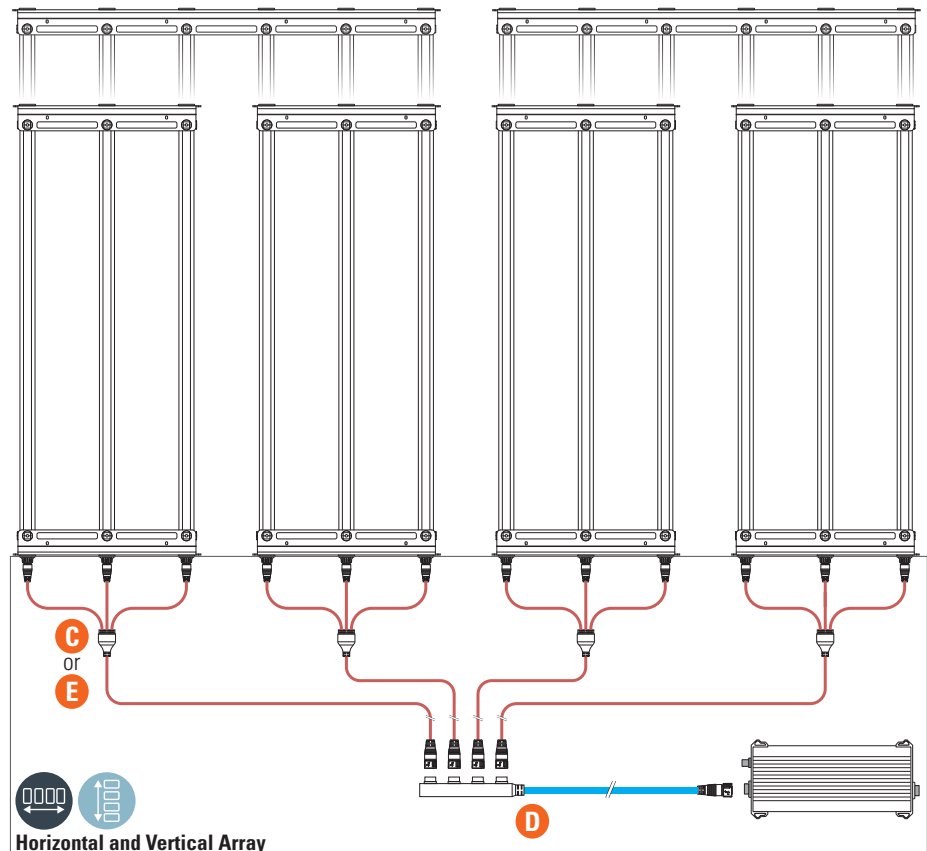
## VERTICAL ARRAY LAYOUT

SKU Abbr	Part Description		QTY	Part Number
<b>E</b>	3S	3-Bar Straight DC Splitter, 4-FT Trunk	4	71807
<b>D</b>	4P	4-port DC Manifold Cable, 4-FT Trunk	1	71661

### PARTS



### DC CABLE WIRING DIAGRAM



# 9 BARS, 3-BAR DC SPLITTER

## 44" & 48" Light Bar

Fixture Array | Number of Fixtures per Power Supply

2'x4' 3-Bar	
3 Fixtures	
Installation	SKU (light bar/ power supply/ DC Cabling)
Horizontal Array	<b>RM-xx-S-BW3-219-9-xxx-3A-4P-x</b>
Vertical Array	<b>RM-xx-S-BW3-219-9-xxx-3S-4P-x</b>



### RAZR MODULAR COMPONENTS

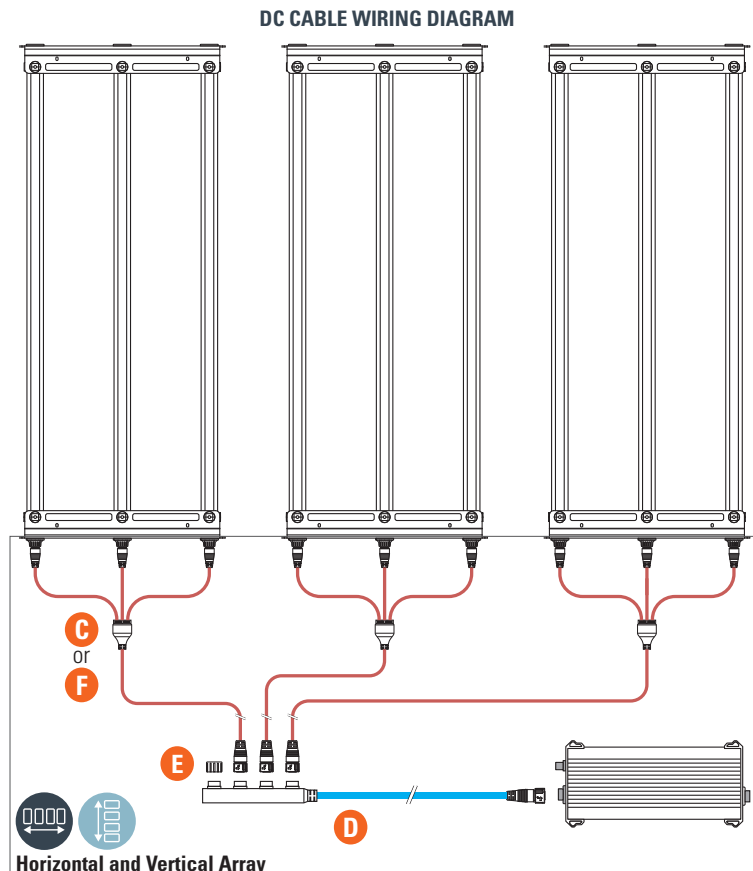
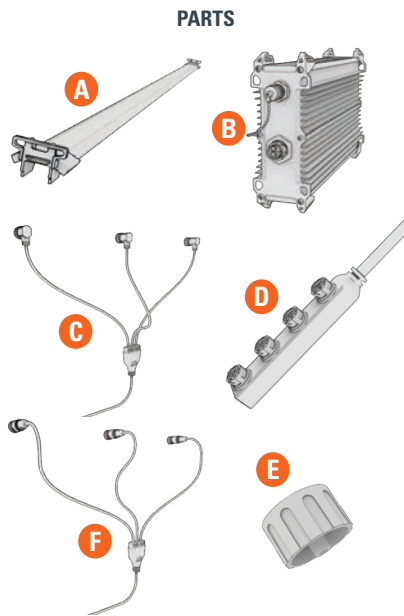
SKU Abbreviation	Part Description	QTY	Part Number	
<b>A</b>	RM-44-S-BW3	44" Light Bar, BROAD R3, uniform LED spacing	9	10608
	RM-48-S-BW3	48" Light Bar, BROAD R3, uniform LED spacing	9	10528
<b>B</b>	219-9-LVG	PSU2, LVG, 120-277 V AC, 219 W DC, GLOBAL	1	10627
	219-9-HVE	PSU2, HVE, 347-400 V AC, 219 W DC, GLOBAL	1	10636

### HORIZONTAL ARRAY LAYOUT

SKU Abbr	Part Description	QTY	Part Number	
<b>C</b>	3A	3-Bar Right Angle DC Splitter, 4-FT Trunk	3	71635
<b>D</b>	4P	4-port DC Manifold Cable, 4-FT Trunk	1	71661
<b>E</b>		Manifold Port Dust Cap (covering unused ports)	1	71285

### VERTICAL ARRAY LAYOUT

SKU Abbr	Part Description	QTY	Part Number	
<b>F</b>	3S	3-Bar Straight DC Splitter, 4-FT Trunk	3	71807
<b>D</b>	4P	4-port DC Manifold Cable, 4-FT Trunk	1	71661
<b>E</b>		Manifold Port Dust Cap (covering unused ports)	1	71285



# 6 BARS, 3-BAR DC SPLITTER

## 44" & 48" Light Bar

Fixture Array | Number of Fixtures per Power Supply

2'x4' 3-Bar	4'x4' 6-Bar
2 Fixtures	1 Fixture
Installation	SKU (light bar/ power supply/ DC Cabling)
Horizontal Array	<b>RM-xx-S-BW3-146-6-xxx-3A-4P-x</b>
Vertical Array	<b>RM-xx-S-BW3-146-6-xxx-3S-4P-x</b>



### RAZR MODULAR COMPONENTS

SKU Abbreviation	Part Description	QTY	Part Number	
<b>A</b>	RM-44-S-BW3	44" Light Bar, BROAD R3, uniform LED spacing	6	10608
	RM-48-S-BW3	48" Light Bar, BROAD R3, uniform LED spacing	6	10528
<b>B</b>	146-6-LVG	PSU2, LVG, 120-277 V AC, 146 W DC, GLOBAL	1	10629
	146-6-HVE	PSU2, HVE, 347-400 V AC, 146 W DC, GLOBAL	1	10638


### HORIZONTAL ARRAY LAYOUT

SKU Abbr	Part Description	QTY	Part Number	
<b>C</b>	3A	3-Bar Right Angle DC Splitter, 4-FT Trunk	2	71635
<b>D</b>	4P	4-port DC Manifold Cable, 4-FT Trunk	1	71661
<b>E</b>		Manifold Port Dust Cap (covering unused ports)	2	71285

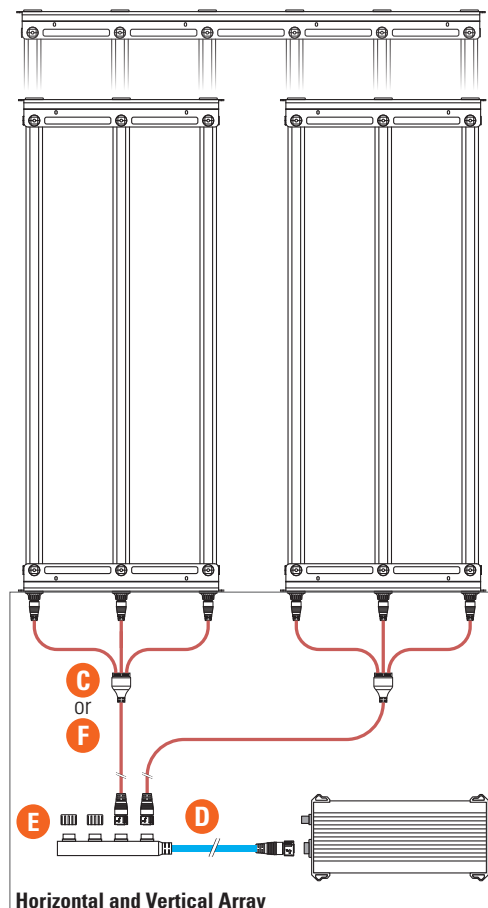
### VERTICAL ARRAY LAYOUT

SKU Abbr	Part Description	QTY	Part Number	
<b>F</b>	3S	3-Bar Straight DC Splitter, 4-FT Trunk	2	71807
<b>D</b>	4P	4-port DC Manifold Cable, 4-FT Trunk	1	71661
<b>E</b>		Manifold Port Dust Cap (covering unused ports)	2	71285

#### PARTS



#### DC CABLE WIRING DIAGRAM





# 24 BARS, 4-BAR DC SPLITTER 44" & 48" Light Bar

Fixture Array | Number of Fixtures per Power Supply

2'x4' 4-Bar	4'x4' 8-Bar
6 Fixtures	3 Fixtures
Installation	SKU (light bar/ power supply/ DC Cabling)
Horizontal Array	<b>RM-xx-S-BW3-584-24-xxx-4A-4P-x</b>
Vertical Array	<b>RM-xx-S-BW3-584-24-xxx-4S-6P-x</b>



## RAZR MODULAR COMPONENTS

SKU Abbreviation	Part Description	QTY	Part Number	
<b>A</b>	RM-44-S-BW3	44" Light Bar, BROAD R3, uniform LED spacing	24	10608
	RM-48-S-BW3	48" Light Bar, BROAD R3, uniform LED spacing	24	10528
<b>B</b>	584-24-LVG	PSU2, LVG, 120-277 V AC, 584 W DC, GLOBAL	1	10615
	584-24-HVG	PSU2, HVG, 347-480 V AC, 584 W DC, GLOBAL	1	10617
	584-24-HVE	PSU2, HVE, 400 V AC, 584 W DC, EU	1	10616

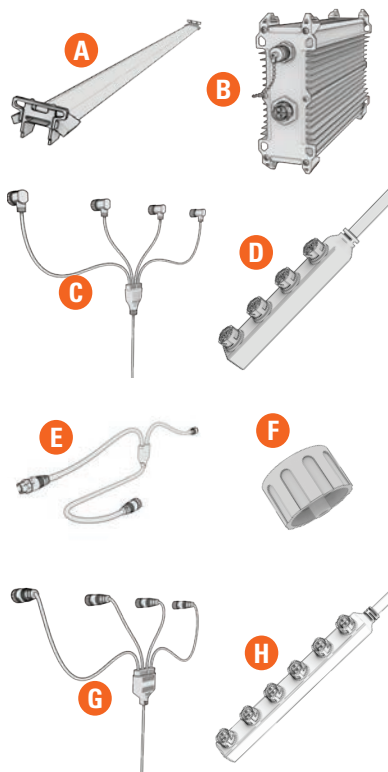
## HORIZONTAL ARRAY LAYOUT

SKU Abbr	Part Description	QTY	Part Number	
<b>C</b>	4A	4-Bar Right Angle DC Splitter, 4-FT Trunk	6	71779
<b>D</b>		4-port DC Manifold Cable, 4-FT Trunk	2	71661
<b>E</b>	4P	Manifold Splitter Cable, 3-FT, to power supply	1	71670
<b>F</b>		Manifold Port Dust Cap (covering unused ports)	2	71285

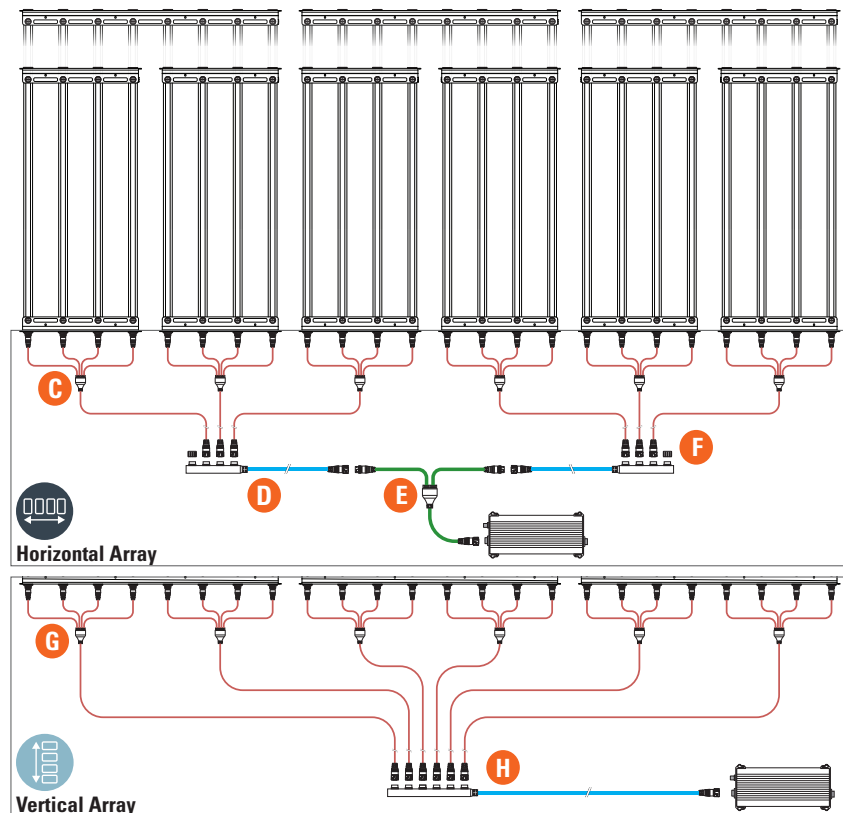
## VERTICAL ARRAY LAYOUT

SKU Abbr	Part Description	QTY	Part Number	
<b>G</b>	4S	4-Bar Straight DC Splitter, 4-FT Trunk	6	71809
<b>H</b>	6P	6-port DC Manifold Cable, 4-FT Trunk	1	71431

### PARTS



### DC CABLE WIRING DIAGRAM



# 20 BARS, 4-BAR DC SPLITTER 44" & 48" Light Bar

Fixture Array | Number of Fixtures per Power Supply

2'x4' 4-Bar	
5 Fixtures	
Installation	SKU (light bar/ power supply/ DC Cabling)
Horizontal Array	<b>RM-xx-S-BW3-487-20-xxx-4A-6P-x</b>
Vertical Array	<b>RM-xx-S-BW3-487-20-xxx-4S-6P-x</b>



## RAZR MODULAR COMPONENTS

SKU Abbreviation	Part Description	QTY	Part Number	
<b>A</b>	RM-44-S-BW3	44" Light Bar, BROAD R3, uniform LED spacing	20	10608
	RM-48-S-BW3	48" Light Bar, BROAD R3, uniform LED spacing	20	10528
<b>B</b>	487-20-LVG	PSU2, LVG, 120-277 V AC, 487 W DC, GLOBAL	1	10622
	487-20-HVG	PSU2, HVG, 347-480 V AC, 487 W DC, GLOBAL	1	10640
	487-20-HVE	PSU2, HVE, 400 V AC, 487 W DC, EU	1	10631

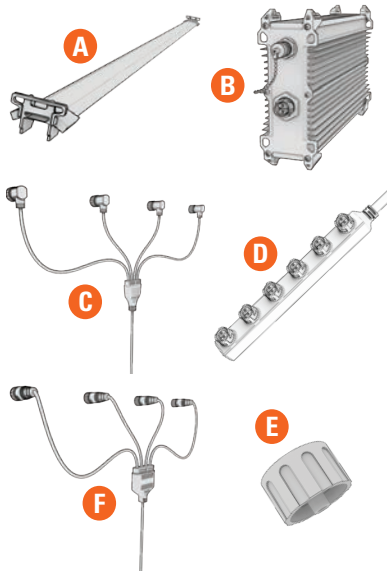
## HORIZONTAL ARRAY LAYOUT

SKU Abbr	Part Description	QTY	Part Number	
<b>C</b>	4A	4-Bar Right Angle DC Splitter, 4-FT Trunk	5	71779
<b>D</b>	6P	6-port DC Manifold Cable, 4-FT Trunk	1	71431
<b>E</b>		Manifold Port Dust Cap (covering unused ports)	1	71285

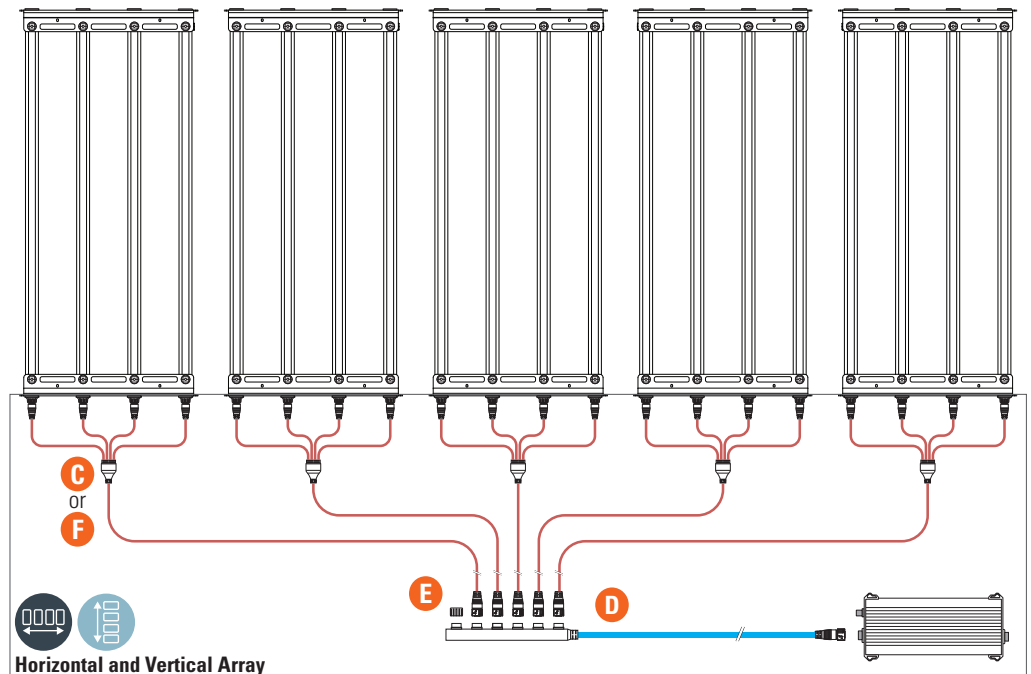
## VERTICAL ARRAY LAYOUT

SKU Abbr	Part Description	QTY	Part Number	
<b>F</b>	4S	4-Bar Straight DC Splitter, 4-FT Trunk	5	71809
<b>D</b>	6P	6-port DC Manifold Cable, 4-FT Trunk	1	71431
<b>E</b>		Manifold Port Dust Cap (covering unused ports)	1	71285

### PARTS



### DC CABLE WIRING DIAGRAM



# 16 BARS, 4-BAR DC SPLITTER 44" & 48" Light Bar

Fixture Array | Number of Fixtures per Power Supply

2'x4' 4-Bar	4'x4' 8-Bar
4 Fixtures	2 Fixtures
Installation	SKU (light bar/ power supply/ DC Cabling)
Horizontal Array	<b>RM-xx-S-BW3-389-16-xxx-4A-4P-x</b>
Vertical Array	<b>RM-xx-S-BW3-389-16-xxx-4S-4P-x</b>



## RAZR MODULAR COMPONENTS

SKU Abbreviation	Part Description	QTY	Part Number	
<b>A</b>	RM-44-S-BW3	44" Light Bar, BROAD R3, uniform LED spacing	16	10608
	RM-48-S-BW3	48" Light Bar, BROAD R3, uniform LED spacing	16	10528
<b>B</b>	389-16-LVG	PSU2, LVG, 120-277 V AC, 389 W DC, GLOBAL	1	10624
	389-16-HVG	PSU2, HVG, 347-480 V AC, 389 W DC, GLOBAL	1	10642
	389-16-HVE	PSU2, HVE, 400 V AC, 389 W DC, EU	1	10633

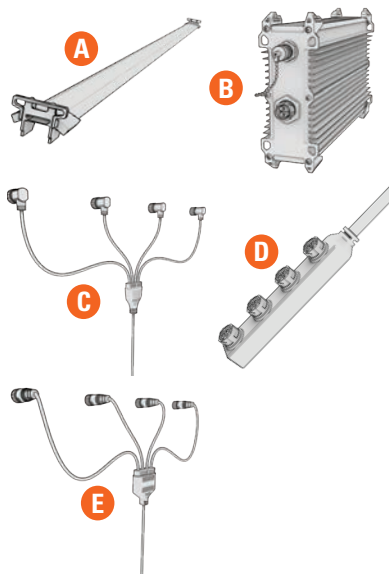
## HORIZONTAL ARRAY LAYOUT

SKU Abbr	Part Description	QTY	Part Number
<b>C</b>	4A 4-Bar Right Angle DC Splitter, 4-FT Trunk	4	71779
<b>D</b>	4P 4-port DC Manifold Cable, 4-FT Trunk	1	71661

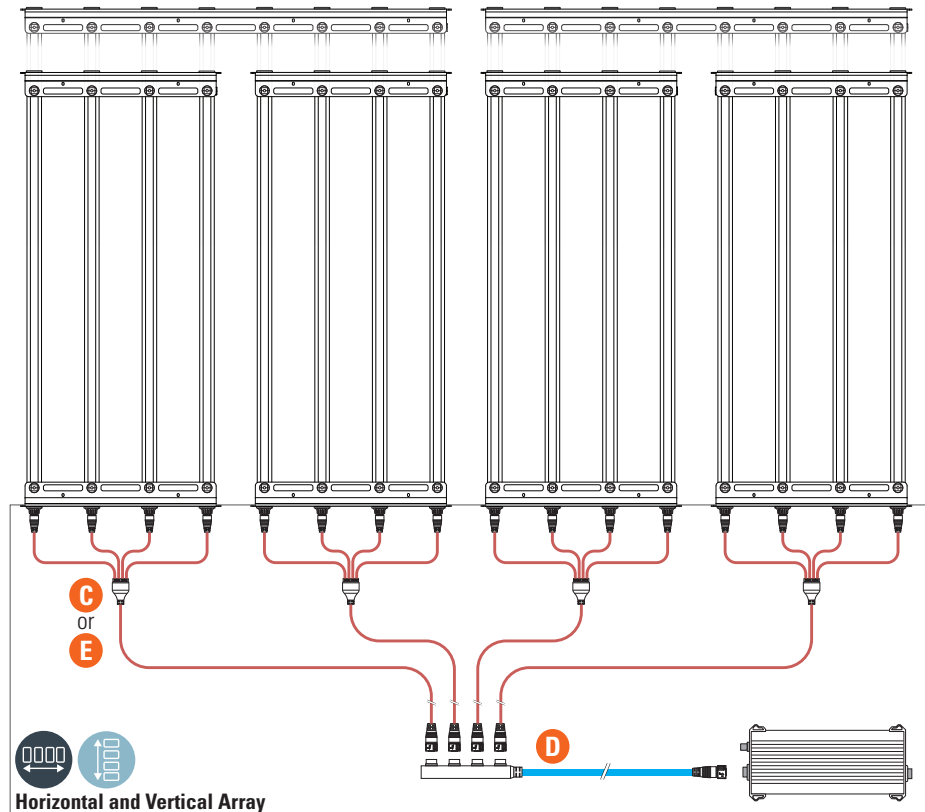
## VERTICAL ARRAY LAYOUT

SKU Abbr	Part Description	QTY	Part Number
<b>E</b>	4S 4-Bar Straight DC Splitter, 4-FT Trunk	4	71809
<b>D</b>	4P 4-port DC Manifold Cable, 4-FT Trunk	1	71661

### PARTS



### DC CABLE WIRING DIAGRAM



# 12 BARS, 4-BAR DC SPLITTER 44" & 48" Light Bar

Fixture Array | Number of Fixtures per Power Supply

2'x4' 4-Bar	
3 Fixtures	
Installation	SKU (light bar/ power supply/ DC Cabling)
Horizontal Array	<b>RM-xx-S-BW3-292-12-xxx-4A-4P-x</b>
Vertical Array	<b>RM-xx-S-BW3-292-12-xxx-4S-4P-x</b>



## RAZR MODULAR COMPONENTS

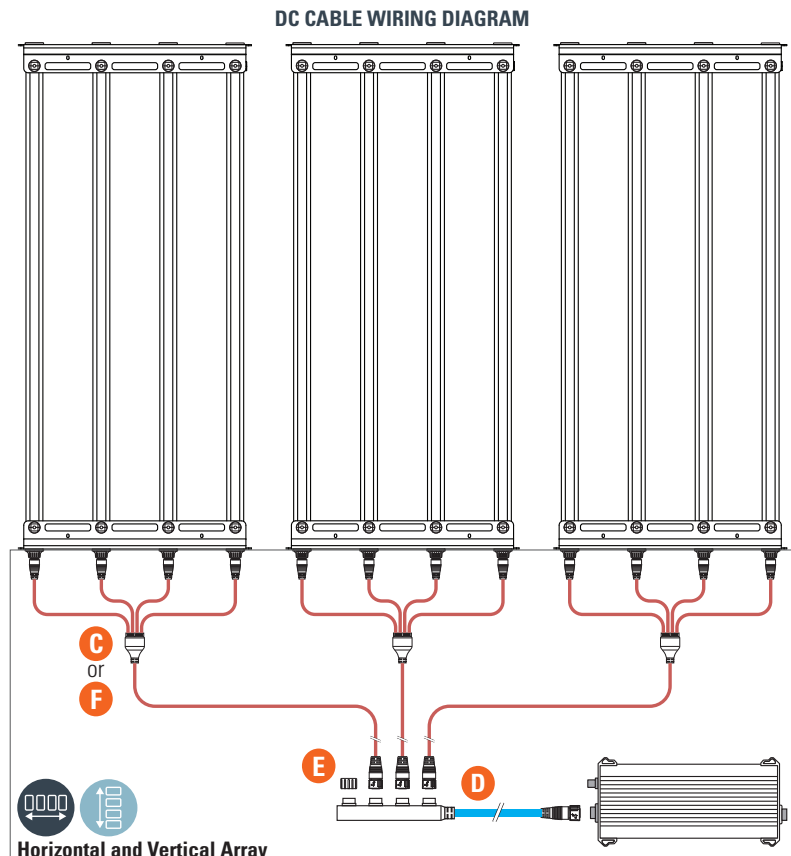
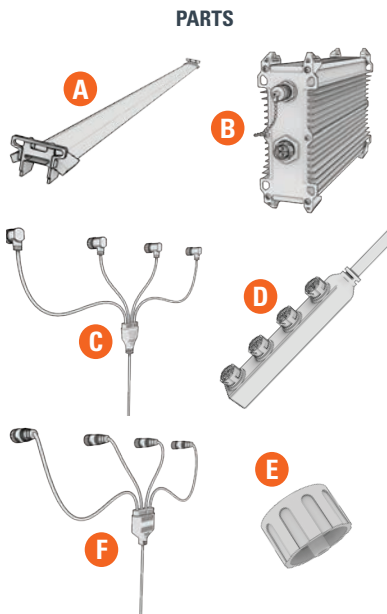
SKU Abbreviation	Part Description	QTY	Part Number	
<b>A</b>	RM-44-S-BW3	44" Light Bar, BROAD R3, uniform LED spacing	12	10608
	RM-48-S-BW3	48" Light Bar, BROAD R3, uniform LED spacing	12	10528
<b>B</b>	292-12-LVG	PSU2, LVG, 120-277 V AC, 292 W DC, GLOBAL	1	10626
	292-12-HVE	PSU2, HVE, 347-400 V AC, 292 W DC, GLOBAL	1	10635

## HORIZONTAL ARRAY LAYOUT

SKU Abbr	Part Description	QTY	Part Number	
<b>C</b>	4A	4-Bar Right Angle DC Splitter, 4-FT Trunk	3	71779
<b>D</b>	4P	4-port DC Manifold Cable, 4-FT Trunk	1	71661
<b>E</b>		Manifold Port Dust Cap (covering unused ports)	1	71285

## VERTICAL ARRAY LAYOUT

SKU Abbr	Part Description	QTY	Part Number	
<b>F</b>	4S	4-Bar Straight DC Splitter, 4-FT Trunk	3	71809
<b>D</b>	4P	4-port DC Manifold Cable, 4-FT Trunk	1	71661
<b>E</b>		Manifold Port Dust Cap (covering unused ports)	1	71285



# 8 BARS, 4-BAR DC SPLITTER

## 44" & 48" Light Bar

Fixture Array | Number of Fixtures per Power Supply

2'x4' 4-Bar	4'x4' 8-Bar
2 Fixtures	1 Fixture
Installation	SKU (light bar/ power supply/ DC Cabling)
Horizontal Array	<b>RM-xx-S-BW3-195-8-xxx-4A-4P-x</b>
Vertical Array	<b>RM-xx-S-BW3-195-8-xxx-4S-4P-x</b>



### RAZR MODULAR COMPONENTS

SKU Abbreviation	Part Description	QTY	Part Number	
<b>A</b>	RM-44-S-BW3	44" Light Bar, BROAD R3, uniform LED spacing	8	10608
	RM-48-S-BW3	48" Light Bar, BROAD R3, uniform LED spacing	8	10528
<b>B</b>	195-8-LVG	PSU2, LVG, 120-277 V AC, 195 W DC, GLOBAL	1	10628
	195-8-HVE	PSU2, HVE, 347-400 V AC, 195 W DC, GLOBAL	1	10637

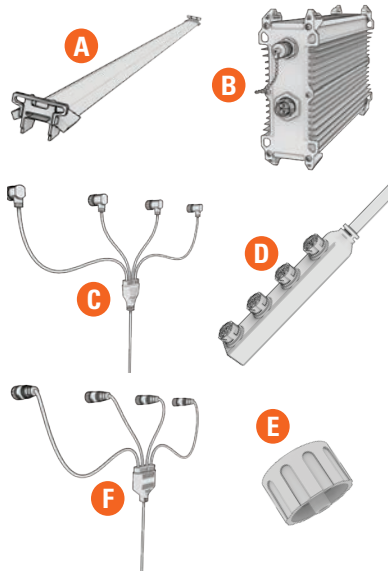
### HORIZONTAL ARRAY LAYOUT

SKU Abbr	Part Description	QTY	Part Number	
<b>C</b>	4A	4-Bar Right Angle DC Splitter, 4-FT Trunk	2	71779
<b>D</b>	4P	4-port DC Manifold Cable, 4-FT Trunk	1	71661
<b>E</b>		Manifold Port Dust Cap (covering unused ports)	2	71285

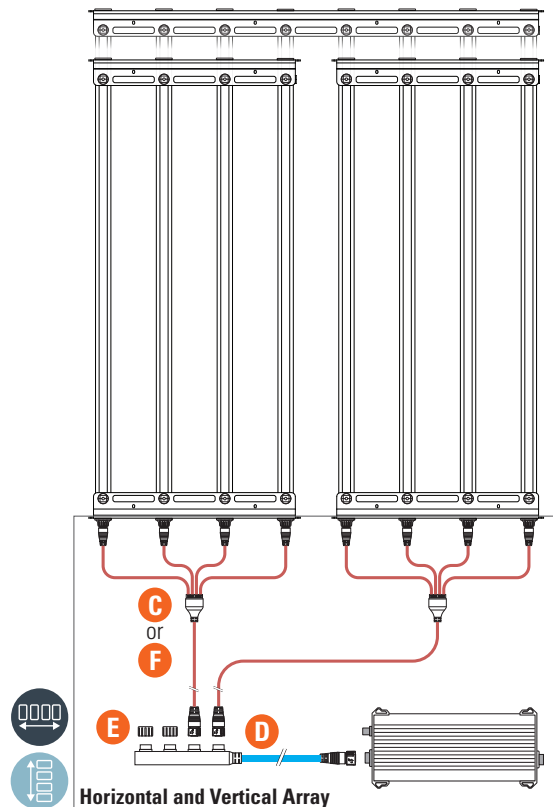
### VERTICAL ARRAY LAYOUT

SKU Abbr	Part Description	QTY	Part Number	
<b>F</b>	4S	4-Bar Straight DC Splitter, 4-FT Trunk	2	71809
<b>D</b>	4P	4-port DC Manifold Cable, 4-FT Trunk	1	71661
<b>E</b>		Manifold Port Dust Cap (covering unused ports)	2	71285

#### PARTS



#### DC CABLE WIRING DIAGRAM





# 24 BARS, 3-BAR DC SPLITTER 53" Light Bar

Fixture Array | Number of Fixtures per Power Supply

20" x 53" 3-Bar S/R	
8 Fixtures	
Installation	SKU (light bar/ power supply/ DC Cabling)
Vertical Array	<b>RM-53-x-BW3-584-24-xxx-3S-8P-x</b>




## RAZR MODULAR COMPONENTS

SKU Abbreviation	Part Description	QTY	Part Number	
<b>A</b>	RM-53-S-BW3	53" Light Bar, BROAD R3, uniform LED spacing	24	10472
	RM-53-R-BW3	53" Light Bar, BROAD R3, Redistributed LEDs	24	10526
<b>B</b>	584-24-LVG	PSU2, LVG, 120-277 V AC, 584 W DC, GLOBAL	1	10615
	584-24-HVG	PSU2, HVG, 347-480 V AC, 584 W DC, GLOBAL	1	10617
	584-24-HVE	PSU2, HVE, 400 V AC, 584 W DC, EU	1	10616

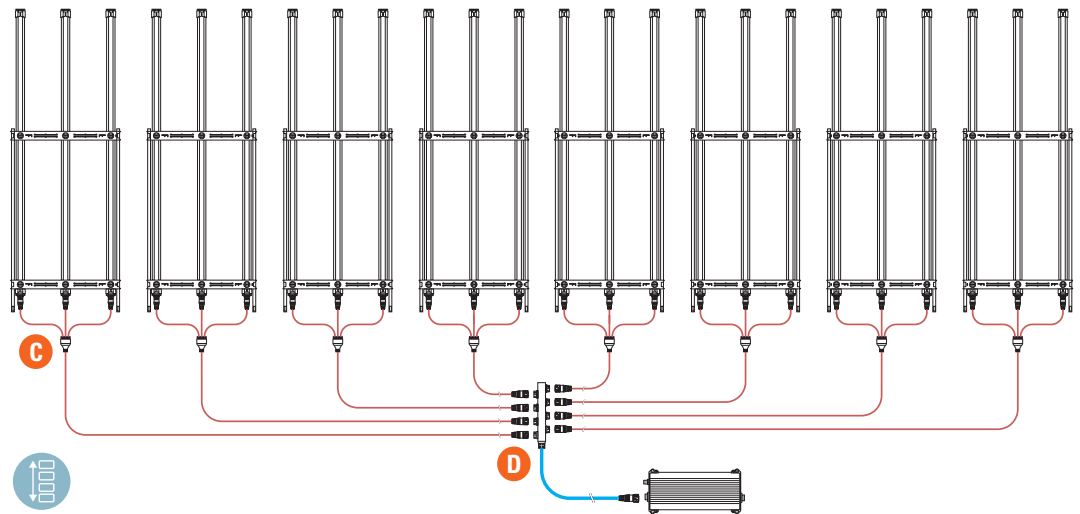
## VERTICAL ARRAY LAYOUT

SKU Abbr	Part Description	QTY	Part Number	
<b>C</b>	3S	3-Bar Straight DC Splitter, 4-FT Trunk	8	71807
<b>D</b>	8P	8-port DC Manifold Cable, 2.25-FT Trunk	1	71587

### PARTS



### DC CABLE WIRING DIAGRAM



# 21 BARS, 3-BAR DC SPLITTER 53" Light Bar

Fixture Array | Number of Fixtures per Power Supply

20" x 53" 3-Bar S/R	
7 Fixtures	
Installation	SKU (light bar/ power supply/ DC Cabling)
Vertical Array	<b>RM-53-x-BW3-511-21-xxx-3S-8P-x</b>

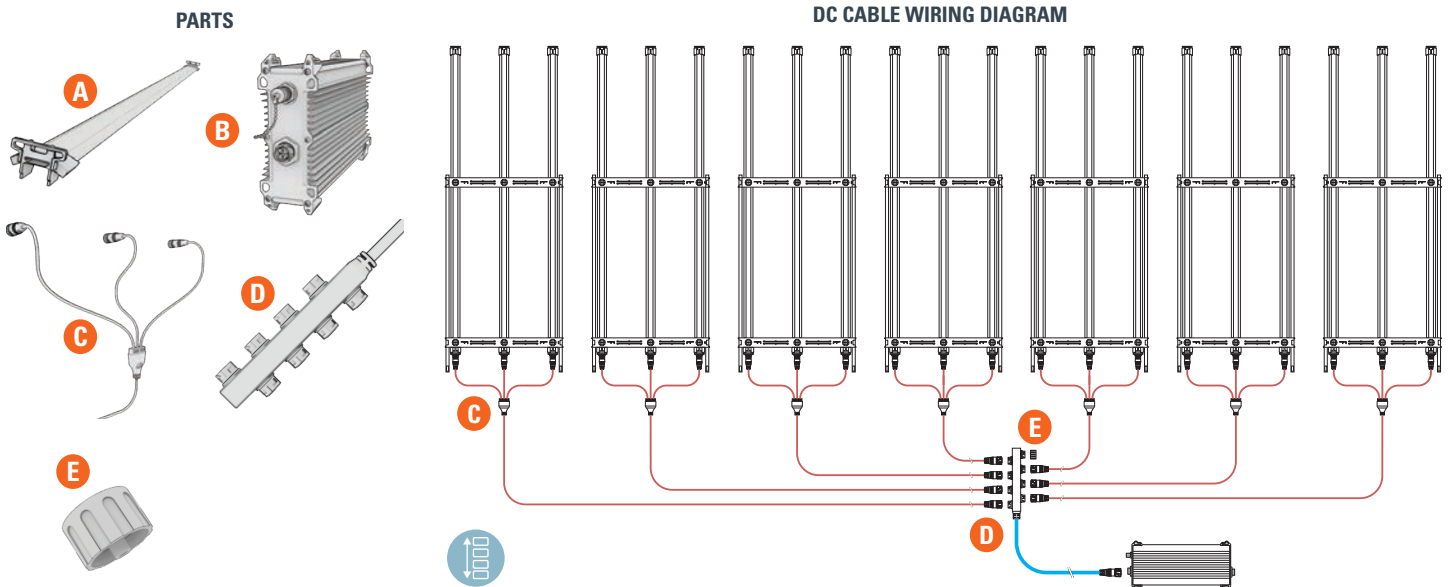


## RAZR MODULAR COMPONENTS

SKU Abbreviation	Part Description	QTY	Part Number	
<b>A</b>	RM-53-S-BW3	53" Light Bar, BROAD R3, uniform LED spacing	21	10472
	RM-53-R-BW3	53" Light Bar, BROAD R3, Redistributed LEDs	21	10526
<b>B</b>	511-21-LVG	PSU2, LVG, 120-277 V AC, 511 W DC, GLOBAL	1	10621
	511-21-HVG	PSU2, HVG, 347-480 V AC, 511 W DC, GLOBAL	1	10639
	511-21-HVE	PSU2, HVE, 400 V AC, 511 W DC, EU	1	10630

## VERTICAL ARRAY LAYOUT

SKU Abbr	Part Description	QTY	Part Number	
<b>C</b>	3S	3-Bar Straight DC Splitter, 4-FT Trunk	7	71807
<b>D</b>	8P	8-port DC Manifold Cable, 2.25-FT Trunk	1	71587
<b>E</b>		Manifold Port Dust Cap (covering unused ports)	1	71285



# 24 BARS, 4-BAR DC SPLITTER 53" Light Bar

Fixture Array | Number of Fixtures per Power Supply

20" x 53" 4-Bar S/R	
6 Fixtures	
Installation	SKU (light bar/ power supply/ DC Cabling)
Vertical Array	<b>RM-53-x-BW3-584-24-xxx-4S-6P-x</b>

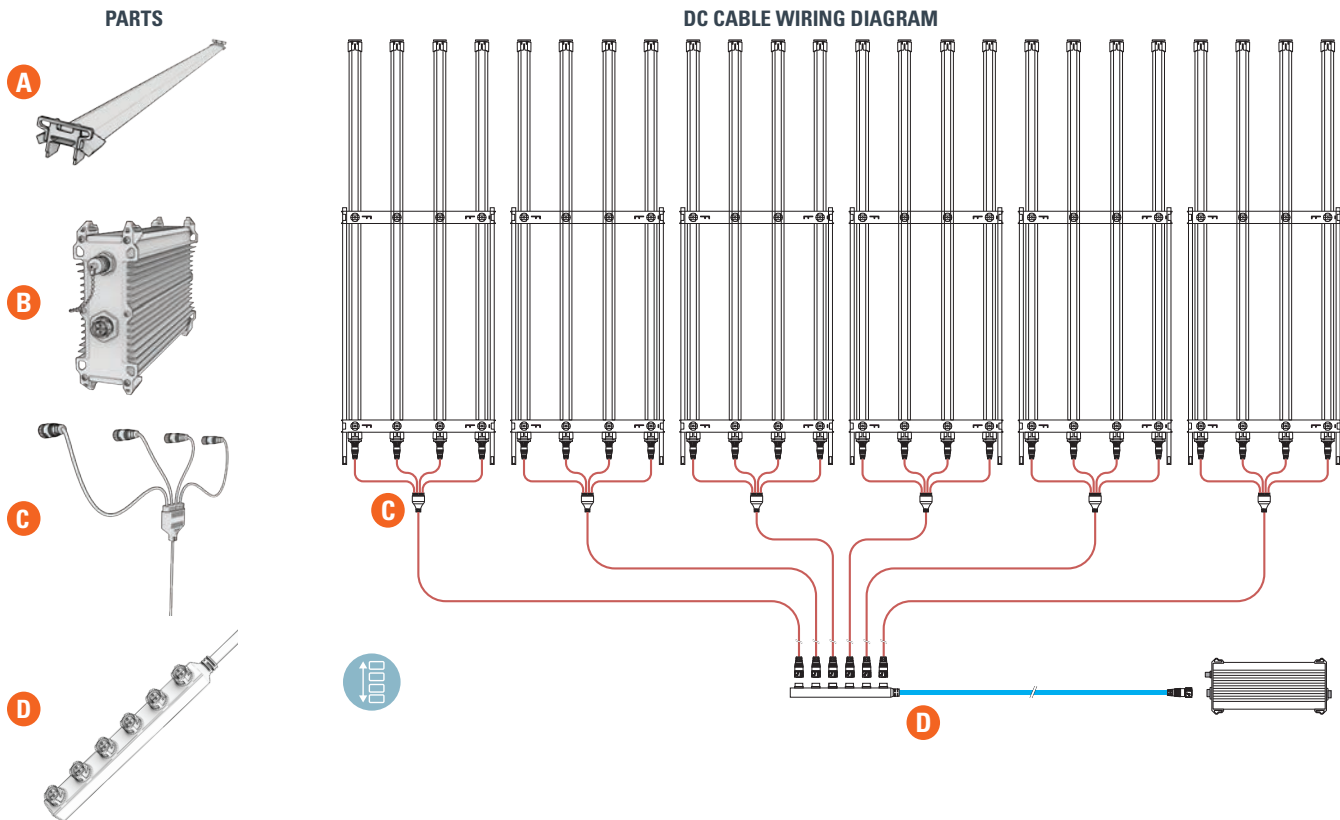


## RAZR MODULAR COMPONENTS

SKU Abbreviation	Part Description	QTY	Part Number	
<b>A</b>	RM-53-S-BW3	53" Light Bar, BROAD R3, uniform LED spacing	24	10472
	RM-53-R-BW3	53" Light Bar, BROAD R3, Redistributed LEDs	24	10526
<b>B</b>	584-24-LVG	PSU2, LVG, 120-277 V AC, 584 W DC, GLOBAL	1	10615
	584-24-HVG	PSU2, HVG, 347-480 V AC, 584 W DC, GLOBAL	1	10617
	584-24-HVE	PSU2, HVE, 400 V AC, 584 W DC, EU	1	10616

## VERTICAL ARRAY LAYOUT

SKU Abbr	Part Description	QTY	Part Number	
<b>C</b>	4S	4-Bar Straight DC Splitter, 4-FT Trunk	6	71809
<b>D</b>	6P	6-port DC Manifold Cable, 4-FT Trunk	1	71431



# 20 BARS, 4-BAR DC SPLITTER 53" Light Bar

Fixture Array | Number of Fixtures per Power Supply

20" x 53" 4-Bar S/R	
5 Fixtures	
Installation	SKU (light bar/ power supply/ DC Cabling)
Vertical Array	<b>RM-53-x-BW3-487-20-xxx-4S-6P-x</b>

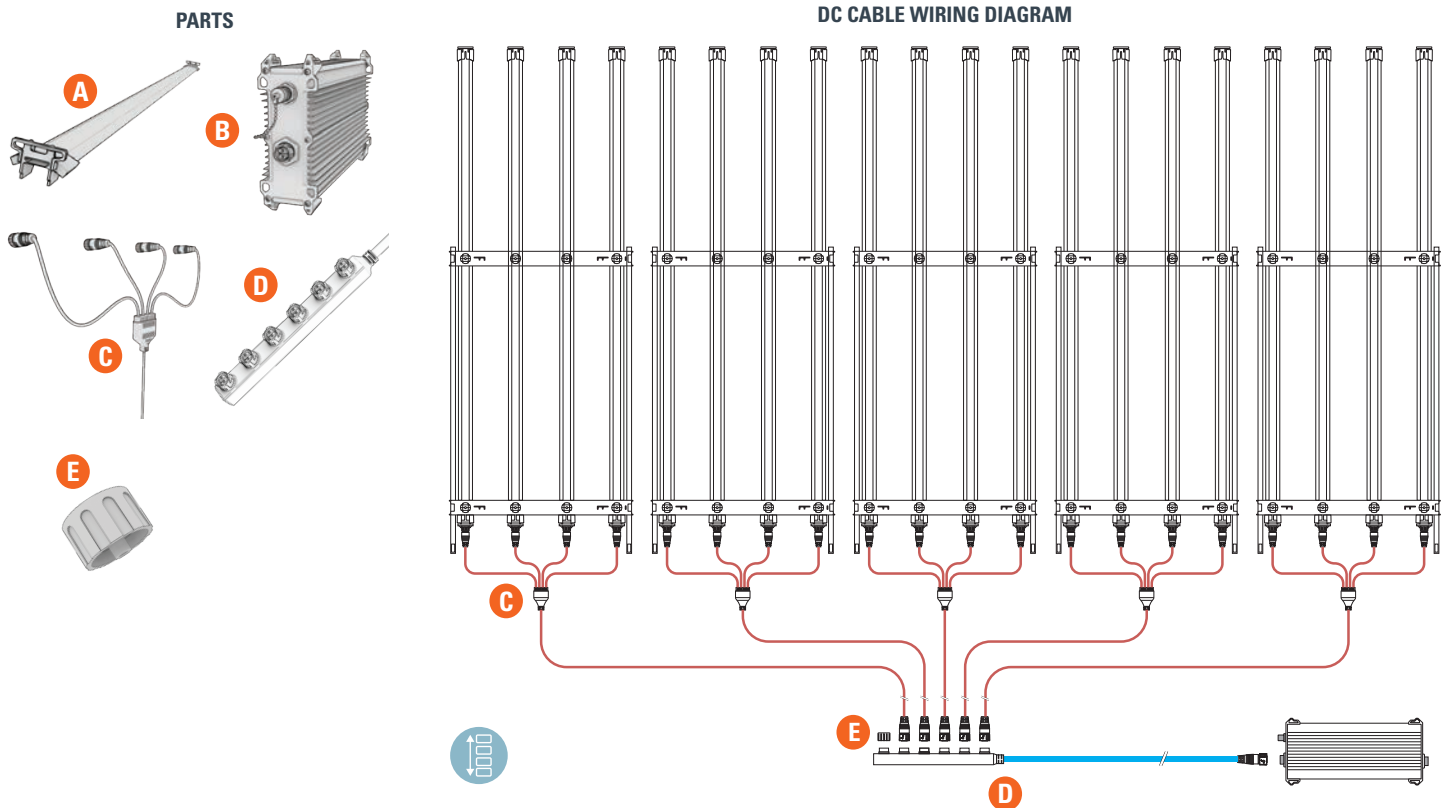


## RAZR MODULAR COMPONENTS

SKU Abbreviation	Part Description	QTY	Part Number	
<b>A</b>	RM-53-S-BW3	53" Light Bar, BROAD R3, uniform LED spacing	20	10472
	RM-53-R-BW3	53" Light Bar, BROAD R3, Redistributed LEDs	20	10526
<b>B</b>	487-20-LVG	PSU2, LVG, 120-277 V AC, 487 W DC, GLOBAL	1	10622
	487-20-HVG	PSU2, HVG, 347-480 V AC, 487 W DC, GLOBAL	1	10640
	487-20-HVE	PSU2, HVE, 400 V AC, 487 W DC, EU	1	10631

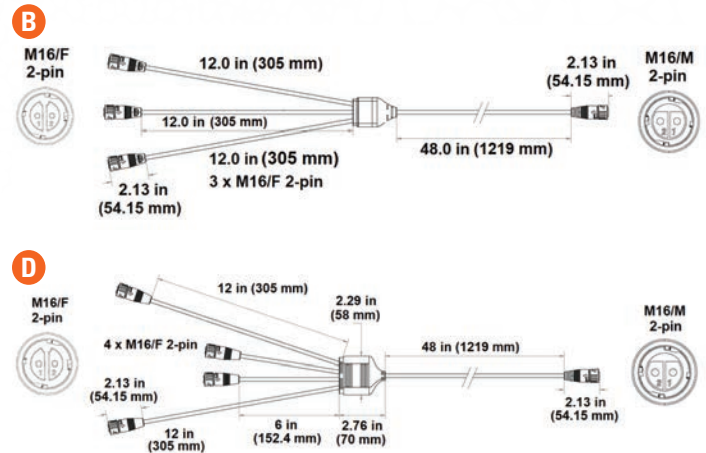
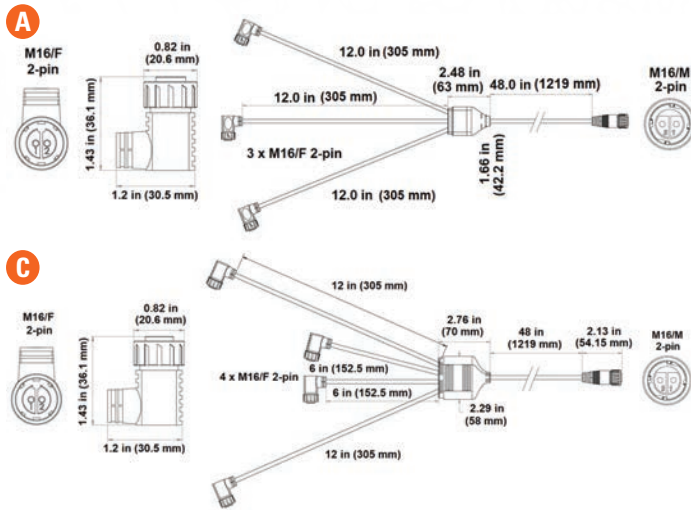
## VERTICAL ARRAY LAYOUT

SKU Abbr	Part Description	QTY	Part Number	
<b>C</b>	3S	4-Bar Straight DC Splitter, 4-FT Trunk	5	71809
<b>D</b>	6P	6-port DC Manifold Cable, 4-FT Trunk	1	71431
<b>E</b>		Manifold Port Dust Cap (covering unused ports)	1	71285



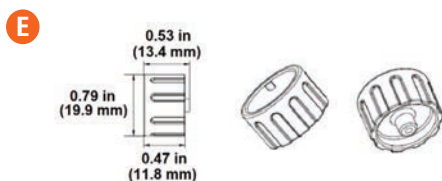
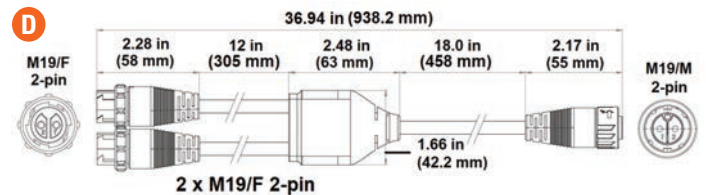
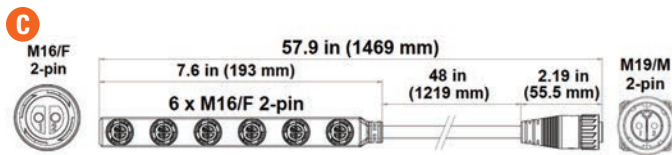
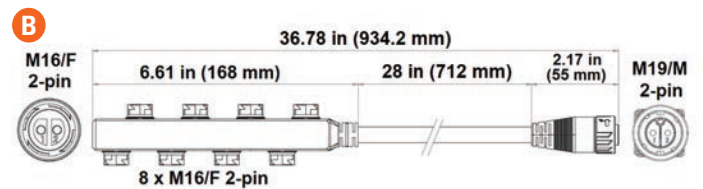
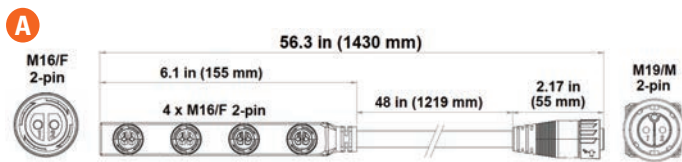
## DC SPLITTER CABLES

Description	Ordering Code	Part Number	QTY/Carton
<b>A</b> 3-Bar Right Angle DC Splitter - 4FT (1219mm) Trunk	<b>RM-3A4FT-01</b>	71635	1
<b>B</b> 3-Bar Straight DC Splitter - 4FT (1219mm) Trunk	<b>RM-3S4FT-01</b>	71807	1
<b>C</b> 4-Bar Right Angle DC Splitter - 4FT (1219mm) Trunk	<b>RM-4A4FT-01</b>	71779	1
<b>D</b> 4-Bar Straight DC Splitter - 4FT (1219mm) Trunk	<b>RM-4S4FT-01</b>	71809	1




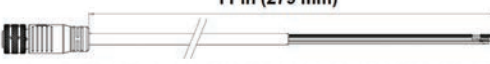


## DC MANIFOLD CABLES

Description	Ordering Code	Part Number	QTY/Carton
<b>A</b> 4-port DC Manifold Cable, 4-FT (1219 mm) Trunk	<b>RM-4P4FT-01</b>	71661	1
<b>B</b> 6-port DC Manifold Cable, 4-FT (1219 mm) Trunk	<b>RM-6P4FT-01</b>	71431	
<b>C</b> 8-port DC Manifold Cable, 2 25-FT (712 mm) Trunk	<b>RM-8P2FT-01</b>	71587	
<b>D</b> Manifold Splitter Cable, 3-FT (938 mm), to power supply	<b>RM-MS3FT-01</b>	71670	5
<b>E</b> Manifold Port Dust Cap (covering unused ports)	<b>RM-MDC-05</b>	71285	







DC DIMMING SIGNAL CABLE - AMERICAS (Power Supply to Dimming Control)

Description	AC Power Connector	Dimensions	Power Supply Connector	Quantity per Power Supply	Ordering Code	QTY/ Carton
11 IN (0.28 m) dimming signal cable, pigtail, M12 connector			Red = Dim (+) Black = Dim (-) Bare Wire = Drain	1 pc	CDMA-71561-10	10 pcs
					CDMA-71561-01	1 pc
5-FT (1.52 m) dimming signal cable, pigtail, M12 connector			Red = Dim (+) Black = Dim (-) Bare Wire = Drain	1 pc	CDMA-71560-10	10 pcs
					CDMA-71560-01	1 pc




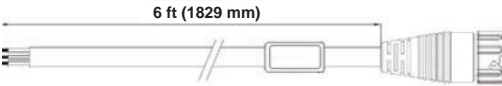






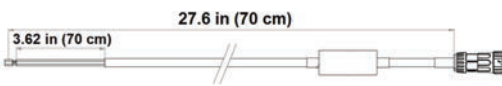




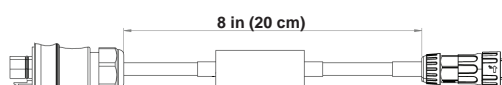

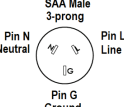
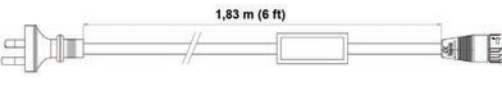

DC DIMMING SIGNAL CABLE - INTERNATIONAL (Power Supply to Dimming Control)

Description	AC Power Connector	Dimensions	Power Supply Connector	Quantity per Power Supply	Ordering Code	QTY/ Carton
80 cm (31.5 IN) dimming signal cable, Cca, pigtail, M12 connector (for Europe)			Black = Dim (+) White = Dim (-) Bare Wire = Drain	1 pc	CDME-71526-10	10 pcs
					CDME-71526-01	1 pc

AC POWER CABLE - AMERICAS (Power Supply to AC Line)

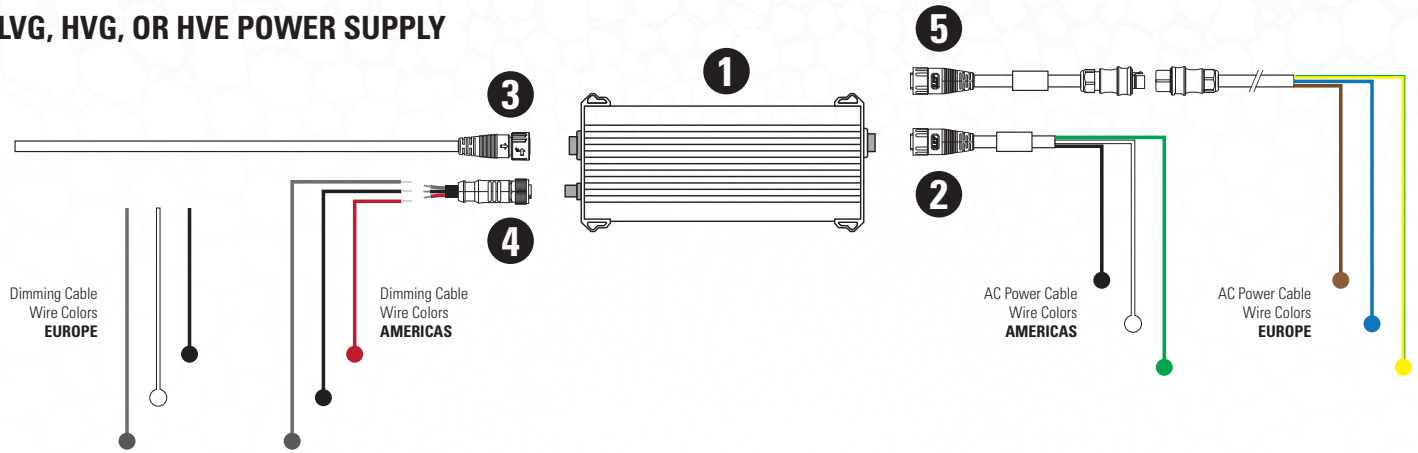
Description	AC Power Connector	Dimensions	Power Supply Connector	Quantity per Power Supply	Ordering Code	QTY/ Carton
6-FT (1.83 m) AC Extension Cable, NEMA 5-15P Plug, M19 Push Lock, Max 125 V AC				1 pc	CACA-70748-10	10 pcs
					CACA-70748-01	1 pc
6-FT (1.83 m) AC Extension Cable, NEMA 6-15P Plug, M19 Push Lock, Max 250 V AC				1 pc	CACA-70750-10	10 pcs
					CACA-70750-01	1 pc
6-FT (1.83 m) AC Extension Cable, NEMA L7-15P Plug, M19 Push Lock, Max 277 V AC				1 pc	CACA-70752-10	10 pcs
					CACA-70752-01	1 pc
6-FT (1.83 m) AC Extension Cable, Pigtail, M19 Push Lock, Max 480 V AC	Black = Line White = Neutral Green = Ground			1 pc	CACA-70754-10	10 pcs
					CACA-70754-01	1 pc
15-FT (4.57 m) AC Extension Cable, NEMA 5-15P Plug, M19 Push Lock, Max 125 V AC				1 pc	CACA-70749-05	5 pcs
					CACA-70749-01	1 pc
15-FT (4.57 m) AC Extension Cable, NEMA 6-15P Plug, M19 Push Lock, Max 250 V AC				1 pc	CACA-70751-05	5 pcs
					CACA-70751-01	1 pc
15-FT (4.57 m) AC Extension Cable, NEMA L7-15P Plug, M19 Push Lock, Max 277 V AC				1 pc	CACA-70753-05	5 pcs
					CACA-70753-01	1 pc
15-FT (4.57 m) AC Extension Cable, Pigtail, M19 Push Lock, Max 480 V AC	Black = Line White = Neutral Green = Ground			1 pc	CACA-70755-05	5 pcs
					CACA-70755-01	1 pc
Wieland AC Connector Adapter for Power Supply, STW PVC, M19 Push Lock, 18-IN (0.46 m), Wieland Part #: 96.032.0053.1 (Male-Black) Note: Use Green Connector Cables 51756 and 71650 for EU				1 pc	CACE-71467-10	10 pcs
					CACE-71467-01	1 pc

AC POWER CABLE - INTERNATIONAL (Power Supply to AC Line)

Description	AC Power Connector	Dimensions	Power Supply Connector	Quantity per Power Supply	Ordering Code	QTY/ Carton
1,83 m (6 FT) AC Cable, VDE H07RN-F, Schuko Type F7 plug, M19 Push Lock, 230V AC				1 pc	CACE-70774-10	10 pcs
					CACE-70774-01	1 pc
1,83 m (6 FT) AC Cable, VDE H07RN-F, pigtail, M19 Push Lock (not for CE countries)	Brown = Line Blue = Neutral Yellow/Green = Ground			1 pc	CACE-71161-10	10 pcs
					CACE-71161-01	1 pc
4,57 m (15 FT) AC Cable, VDE H07RN-F, Schuko Type F7 plug, M19 Push Lock, 230V AC				1 pc	CACE-70775-05	5 pcs
					CACE-70775-01	1 pc
4,57 m (15 FT) AC Cable, VDE H07RN-F, pigtail, M19 Push Lock (not for CE countries)	Brown = Line Blue = Neutral Yellow/Green = Ground			1 pc	CACE-71162-05	5 pcs
					CACE-71162-01	1 pc
70 cm (27,6 IN) AC Cable, DCA, pigtail, M19 Push Lock (230/400V CE application)	Black 1 = Line Black 2 = Neutral Yellow/Green = Ground			1 pc	CACE-71411-10	10 pcs
					CACE-71411-01	1 pc
80 cm (31,5 IN) AC Cable, DCA, pigtail (use with adapter cable) Wieland connector Part #: 20i30F B2 ZR1S H GN02 (Female-Green)	Brown = Line Blue = Neutral Yellow/Green = Ground			1 pc	CACE-71650-10	10 pcs
					CACE-71650-01	1 pc
Wieland AC Connector Adapter for Power Supply, DCA cable, M19 Push Lock, 20 cm (8 IN), Wieland Part #: RST20i3F S2 ZR1SVH GN0 (Male-Green)				1 pc	CACE-71576-10	10 pcs
					CACE-71576-01	1 pc
1,83 m (6 FT) AC Cable, VDE H07RN-F, Type SAA plug, M19 Push Lock, Max 250 V AC (AUS/NZ)				1 pc	CACP-71519-10	10 pcs
					CACP-71519-01	1 pc

# POWER SUPPLY WIRING

## LVG, HVG, OR HVE POWER SUPPLY



### COMPONENTS

- 1 Power Supply
- 2 AC Power Cable to Power Supply
- 3 DC Power Cable to Light Fixtures (Refer to the **pages 3-18** for the DC Power Cabling for your configuration)
- 4 DC Dimming Signal Cable to Power Supply
- 5 Optional WIELAND© AC power cable adapters to Power Supply (i.e. p/n CACE-71576-10) and Dca pigtail cable (i.e. p/n CACE-71650-10), Green plug for Europe shown

### 2 5 AC POWER CABLE CONNECTIONS

AC Cable Wire Color Americas	AC Cable Wire Color Europe	Power Supply Pin Connection
White	Blue	Neutral (N)
Black	Brown	Line (L)
Green	Green and Yellow	Ground (GND)

### 4 DC DIMMING SIGNAL CABLE CONNECTIONS

DC Dimming Cable Wire Color Americas	DC Dimming Cable Wire Color Europe	Power Supply Pin Connection
Red	Black	DIM (+)
Black	White	DIM (-)
Bare Wire	Bare Wire	Shield Drain (not connected to PS)

**NOTE:** Connect the dim cable shield drain to only one PE ground connection point, i.e. at the dimming control panel.

### DIMMING SPECIFICATIONS

Dimming Input	Off/on 0/1-10V Sink Dimming, Source Driver
Dimming Range	10-100 %, Linear
Typ / Max Source Current @ Vdim=0V	400 µA/ 500 µA
Voltage @ Full load	10 V
Voltage Dim to OFF	0.8 V
Voltage Dim to ON	1.0 V
Hysteresis ( V / %)	0.2 V / 2 %

Power Supply Connector	Connector Type	Pin Assignments
<b>AC Power Connector</b>	Push-lock Male M19, 3-pin	Pin N: Neutral Pin L: Line Pin G: Ground
<b>DC Power Connector</b>	Push-lock Female M19, 2-Pin	Pin 1: LED (-) Pin 2: LED (+)
<b>Dimming Connector</b>	IEC61076-2-101 Threaded A-Code Male M12, 3-pin	Pin 1: Dim (-) Pin 3: Dim (+) *Pin 4: 12VDC+

WIELAND© is a copyright of Wieland Electric GmbH. All rights reserved.

\*Not Connected to Dimming Cable

## OUR PRODUCT GUARANTEE & WARRANTY

Every Fluence Lighting system is engineered and built by Fluence Bioengineering using state-of-the-art robotics and hand craftsmanship. All Fluence Lighting systems are guaranteed against manufacturing defects for five years from date of purchase. Fluence lighting systems comply with applicable standards and are intended to be used with Fluence power supplies, cables and mounting hardware. The use of Fluence lighting systems with power supplies, cables and mounting hardware by others will limit specifications and void the warranty. Contact us at [support@fluence.science](mailto:support@fluence.science) for more warranty information.

We stand behind our research, we stand behind our technology and we stand behind our clients. [www.fluence.science/warranty/](http://www.fluence.science/warranty/)



Review our products, share your grow and stay abreast of the latest Fluence news and product releases through the channels below:



[fluence.science](http://fluence.science)