


WEAR COTTON GLOVES WHEN MOUNTING THE REFLECTOR.
*finger prints will alter the reflector's light beam pattern and reduce the resulted light unifromity at plant canopy.

DO NOT TOUCH REFLECTOR SURFACE WITH BARE HANDS!



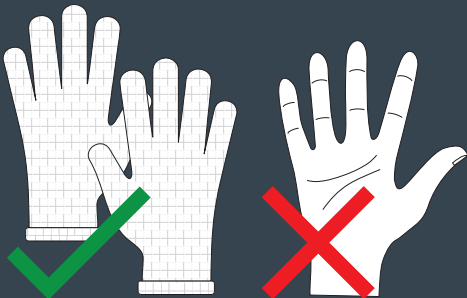
CAUTION:



CAUTION:



DO NOT TOUCH REFLECTOR SURFACE WITH BARE HANDS!

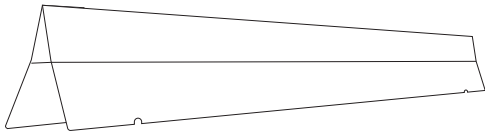


WEAR COTTON GLOVES WHEN MOUNTING THE REFLECTOR.

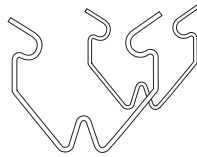
*finger prints will alter the reflector's light beam pattern and reduce the resulted light unifromity at plant canopy.

PARTS LIST

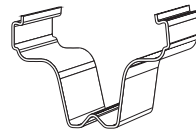
Reflector



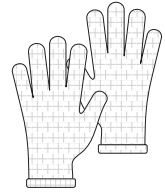
2 Wire Hangers



Installation Tool
Retaining Clip



Cotton Gloves




CAUTION: DO NOT TOUCH REFLECTOR SURFACE WITH BARE HANDS.

WEAR COTTON GLOVES WHEN MOUNTING THE REFLECTOR.

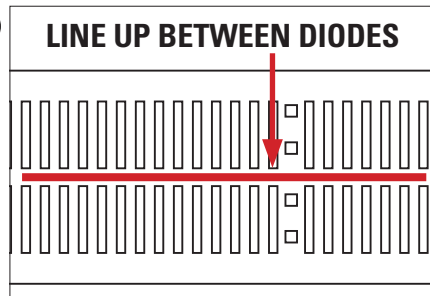
*finger prints will alter the reflector's light beam pattern and reduce the resulted light unifromity at plant canopy.

MOUNTING STEPS

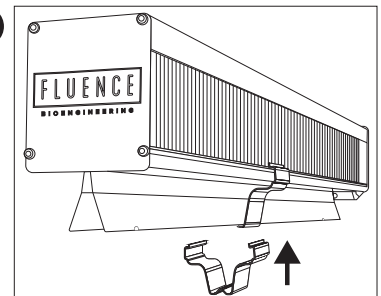
1a



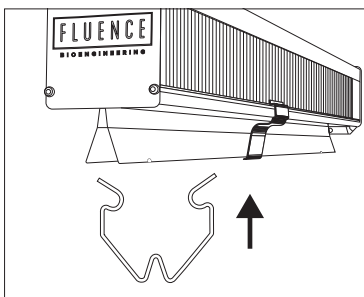
1b




2



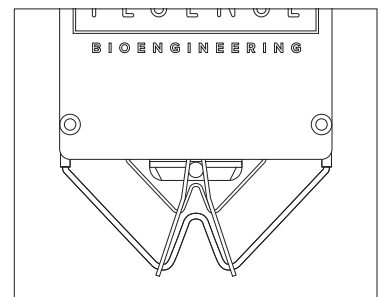
3



4a



4b



6

