

# AC FLEX WIRING SYSTEM

## Push-Lock Connectors



## MODULAR AC WIRING SYSTEM FOR FLUENCE LED LIGHT FIXTURES AND POWER SUPPLIES

### FEATURES


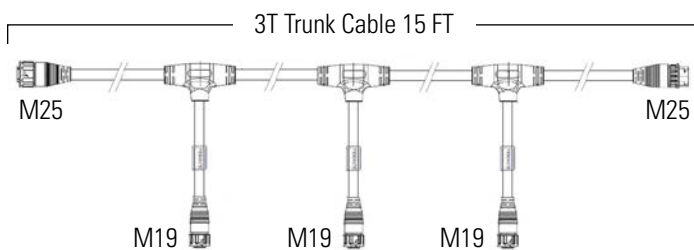
- Dramatic pre-wire, installation, and clean-up time and labor cost savings over traditional AC power wiring
- Push-lock connectors for plug-and-play, error-free installation and easy maintenance
- Designed for indoor greenhouse and vertical farming environments
- Suitable for wet locations
- Secure and reliable connections
- 1 year limited warranty



### AC FLEX WIRING SYSTEM COMPONENTS


#### T-CONNECTOR CABLE

Connects Main Trunk to Power Supply of Light Fixtures



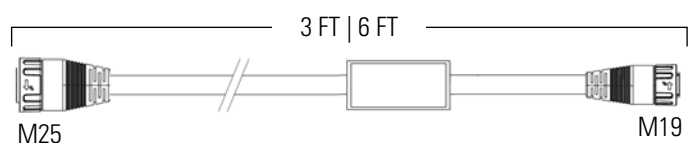
#### TRUNK EXTENSION CABLE

Extends length of T-Connector Trunk



#### TRUNK DROP CABLE

Connects the T-Connector Trunk to the Last Power Supply to End the Modular Cable Run



#### J-BOX/PANEL MOUNT PIGTAIL

Begins the Modular Cable Run at the Junction Box or Electrical Panel



Contact **FLUENCE** @  
support@fluence-led.com  
www.fluence.science

# AC FLEX WIRING SYSTEM

## Push-Lock Connectors




### ORDERING CODE LEGEND

DESCRIPTION	Product	Current	Region	-	Part NO.	-	Packing QTY.
	<b>C</b> - Cable	<b>AF</b> - AC Flex Wiring System 120-480 V AC	<b>A</b> - Americas	-	Part NO.	-	<b>01</b> <b>05</b> <b>10</b>
EXAMPLE	<b>CAFA</b>			-	<b>71540</b>	-	<b>10</b>

### ORDERING INFORMATION

Ordering Code	Description	Cable Length	Max AC Voltage Rating	Max AC Current Rating	Connector End 1	Connector End 2	Connector End 3	Cord Type				
<b>CAFA-71540-01</b> <b>CAFA-71540-05</b>	3-T Cable 15 FT Trunk	15 ft 4572 mm	480 V	Input Total 15 A* Branches 3.75 A* Trunk Drop 3.75 A*	Push-lock Male M25 3-pin	Push-lock Female M25 3-pin	Push-lock Female M19 3-pin	Trunk: 3 x 14 AWG Branch: 3 x 18 AWG  STW 500 V AC PVC Jacket				
<b>CAFA-71541-01</b> <b>CAFA-71541-10</b>	1-T Cable 5 FT Trunk	5 ft 1524 mm		Input Total 15 A Trunk Output 8 A Branch Output 7 A								
<b>CAFA-71542-01</b> <b>CAFA-71542-05</b>	1-T Cable 10 FT Trunk	10 ft 3048 mm										
<b>CAFA-70926-01</b> <b>CAFA-70926-10</b>	Trunk Extension 3 FT	3 ft 915 mm									STW 3 x 14 AWG 500 V AC PVC Jacket	
<b>CAFA-70927-01</b> <b>CAFA-70927-10</b>	Trunk Extension 6 FT	6 ft 1829 mm		15 A								
<b>CAFA-70928-01</b> <b>CAFA-70928-05</b>	Trunk Extension 15 FT	15 ft 4572 mm										
<b>CAFA-71543-01</b> <b>CAFA-71543-10</b>	Trunk Drop Cable 3 FT	3 ft 915 mm						7 A		Push-lock Female M19 3-pin	N/A	STW 3 x 18 AWG 500 V AC PVC Jacket
<b>CAFA-71544-01</b> <b>CAFA-71544-10</b>	Trunk Drop Cable 6 FT	6 ft 1829 mm										
<b>CAFA-70925-01</b> <b>CAFA-70925-10</b>	J-Box/Panel Mount Pigtail	6 in 152 mm						20 A	Pigtails	Push-lock Female M25 3-pin		UL 1015 3 x 12 AWG 105° C/ 600 V AC

 **WARNING:** Do not use with light fixtures that exceed 3.75 A at 120 V AC operating voltage. Please refer to the electrical performance specifications of the light fixture specification sheet for the operating current.



Contact **FLUENCE** @  
support@fluence-led.com  
www.fluence.science

# AC FLEX WIRING SYSTEM

## Push-Lock Connectors



### ORDERING CODE LEGEND

DESCRIPTION	Product	Current	Region	-	Part NO.	-	Packing QTY.
	<b>C</b> - Cable	<b>AF</b> - AC Flex Wiring System 120-480 V AC	<b>A</b> - Americas	-	Part NO.	-	<b>01</b> <b>05</b> <b>10</b>
EXAMPLE	<b>CAFA</b>			-	<b>71540</b>	-	<b>10</b>

### PACKAGE INFORMATION

Ordering Code	Package Qty	Weight	Length	Width	Height	HTS Tariff Code
<b>CAFA-70925-01</b>	1	0.16 lb 0.07 kg	10.5" 267 mm	16.0" 407 mm	1.5" 39 mm	8536.69.8000
<b>CAFA-70926-01</b>		0.69 lb 0.31 kg				
<b>CAFA-70927-01</b>		1.17 lb 0.53 kg				
<b>CAFA-70928-01</b>		2.65 lb 1.2 kg				
<b>CAFA-71540-01</b>		4.74 lb 2.15 kg	15.5" 394 mm	15.5" 394 mm	5.0" 127 mm	
<b>CAFA-71541-01</b>		1.39 lb 0.63 kg	10.5" 267 mm	16.0" 406 mm	1.0" 25 mm	
<b>CAFA-71542-01</b>		2.19 lb 0.99 kg				
<b>CAFA-71543-01</b>		0.56 lb 0.25 kg				
<b>CAFA-71544-01</b>		0.78 lb 0.35 kg				
<b>CAFA-70928-05</b>		5	14.0 lb 6.35 kg	15.5" 394 mm	15.5" 394 mm	
<b>CAFA-71540-05</b>	19.76 lb 8.96 kg		13.5" 343 mm	13.0" 331 mm	11.4" 289 mm	
<b>CAFA-71542-05</b>	11.6 lb 5.26 kg					
<b>CAFA-70925-10</b>	10	2.0 lb 0.91 kg	15.5" 394 mm	15.5" 394 mm	5.0" 127 mm	
<b>CAFA-70926-10</b>		7.3 lb 3.31 kg				
<b>CAFA-70927-10</b>		12.15 lb 5.51 kg				
<b>CAFA-71541-10</b>		14.25 lb 6.46 kg				
<b>CAFA-71543-10</b>		5.96 lb 2.7 kg				
<b>CAFA-71544-10</b>		8.2 lb 3.72 kg				



Contact **FLUENCE** @  
[support@fluence-led.com](mailto:support@fluence-led.com)   
[www.fluence.science](http://www.fluence.science)

# AC FLEX WIRING SYSTEM

## Push-Lock Connectors



### MECHANICAL DRAWINGS

Ordering Code	Pin Config. End 1	Mechanical Drawing	Pin Config. End 2	Pin Config. End 3
CAFA-71540-01 CAFA-71540-05	M25/M 3-pin Pin 1 Neutral Pin 3 Line Pin 2 Ground		M25/F 3-pin Pin 3 Line Pin 1 Neutral Pin 2 Ground	M19/F 3-pin Pin L Line Pin N Neutral Pin G Ground
CAFA-71541-01 CAFA-71541-10	M25/M 3-pin Pin 1 Neutral Pin 3 Line Pin 2 Ground		M25/F 3-pin Pin 3 Line Pin 1 Neutral Pin 2 Ground	M19/F 3-pin Pin L Line Pin N Neutral Pin G Ground
CAFA-71542-01 CAFA-71542-05	M25/M 3-pin Pin 1 Neutral Pin 3 Line Pin 2 Ground		M25/F 3-pin Pin 3 Line Pin 1 Neutral Pin 2 Ground	M19/F 3-pin Pin L Line Pin N Neutral Pin G Ground
CAFA-70926-01 CAFA-70926-10	M25/M 3-pin Pin 1 Neutral Pin 3 Line Pin 2 Ground		M25/F 3-pin Pin 3 Line Pin 1 Neutral Pin 2 Ground	N/A
CAFA-70927-01 CAFA-70927-10	M25/M 3-pin Pin 1 Neutral Pin 3 Line Pin 2 Ground		M25/F 3-pin Pin 3 Line Pin 1 Neutral Pin 2 Ground	N/A
CAFA-70928-01 CAFA-70928-05	M25/M 3-pin Pin 1 Neutral Pin 3 Line Pin 2 Ground		M25/F 3-pin Pin 3 Line Pin 1 Neutral Pin 2 Ground	N/A
CAFA-71543-01 CAFA-71543-10	M25/M 3-pin Pin 1 Neutral Pin 3 Line Pin 2 Ground		M19/F 3-pin Pin L Line Pin N Neutral Pin G Ground	N/A
CAFA-71544-01 CAFA-71544-10	M25/M 3-pin Pin 1 Neutral Pin 3 Line Pin 2 Ground		M19/F 3-pin Pin L Line Pin N Neutral Pin G Ground	N/A
CAFA-70925-01 CAFA-70925-10	Black = Line White = Neutral Green = Ground		M25/F 3-pin Pin 3 Line Pin 1 Neutral Pin 2 Ground	N/A



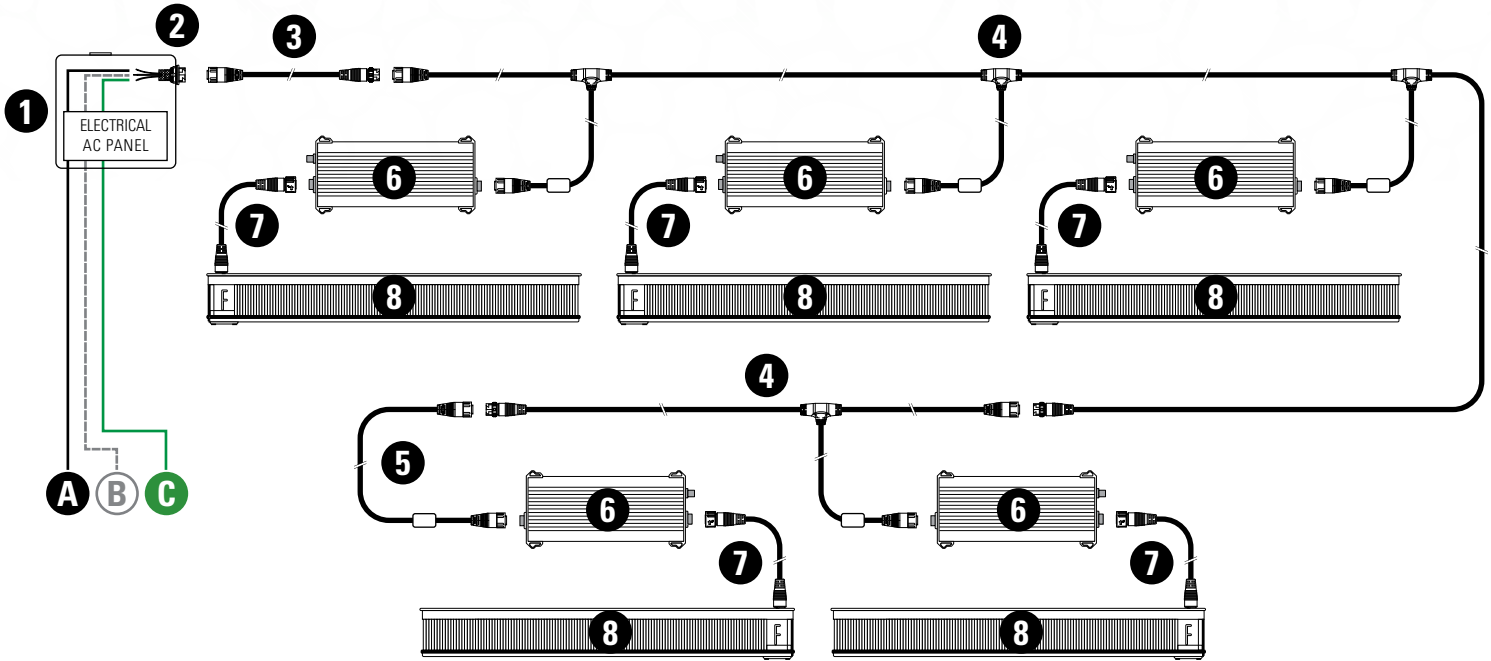
Contact **FLUENCE** @  
support@fluence-led.com  
www.fluence.science

# AC FLEX WIRING SYSTEM

## Push-Lock Connectors



### WIRING DIAGRAM



### COMPONENTS

- 1 Lighting Electrical Panel or Junction Box
- 2 AC Flex J-Box/Panel Mount Pigtail (CAFA-70925-01)
- 3 AC Flex Trunk Extension  
3 FT (CAFA-70926-01) or  
6 FT (CAFA-70927-01) or  
15 FT (CAFA-70928-01)
- 4 AC Flex T-Connector Cable to Light Fixture  
1T 5 FT (CAFA-71541-01) or  
1T 10 FT (CAFA-71542-01) or  
3T 15 FT (CAFA-71540-01)
- 5 AC Flex Trunk Drop Cable to Last Light Fixture  
3 FT (CAFA-71543-01) or  
6 FT (CAFA-71544-01)
- 6 Power Supply for Light Fixture
- 7 DC Power Cable to Light Fixture
- 8 Light Fixture

### CABLING

- A 120-480 V AC 60 Hz Line
- B Neutral
- C Ground

Need assistance or have questions? Fluence will design your AC Flex Dimming Wiring System layout for you!

Contact us at: [support@fluence-led.com](mailto:support@fluence-led.com)



Contact **FLUENCE** @  
[support@fluence-led.com](mailto:support@fluence-led.com)  
[www.fluence.science](http://www.fluence.science)