

## MODULAR AC WIRING SYSTEM FOR FLUENCE LED LIGHT FIXTURES AND POWER SUPPLIES

### FEATURES


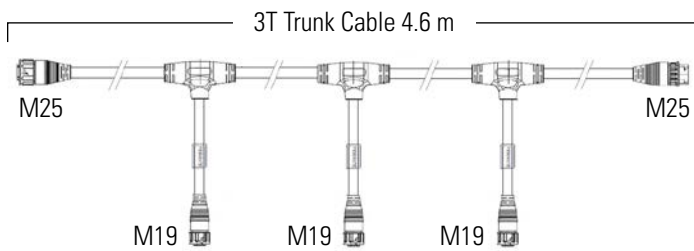
- Dramatic pre-wire, installation, and clean-up time and labor cost savings over traditional AC power wiring
- Push Lock connectors for plug-and-play, error-free installation and easy maintenance
- Designed for indoor, greenhouse, and vertical farming environments
- H07RN-F rated cable, suitable for wet locations
- Secure and reliable connections
- 1 year limited warranty



### AC FLEX WIRING SYSTEM COMPONENTS

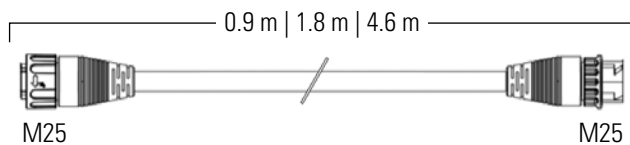
#### T-CONNECTOR CABLE

Connects Main Trunk to Power Supply of Light Fixtures



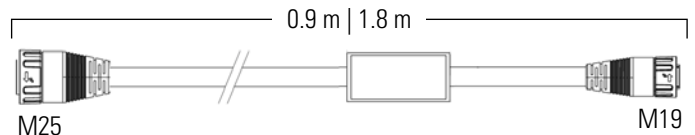
#### TRUNK EXTENSION CABLE

Extends length of T-Connector Trunk



#### TRUNK DROP CABLE

Connects the T-Connector Trunk to the Last Power Supply to End the Modular Cable Run



#### J-BOX/PANEL MOUNT PIGTAIL

Begins the Modular Cable Run at the Junction Box or Electrical Panel



## REGIONAL COMMERCIAL CODE LEGEND

DESCRIPTION	Product	Cable Info	Cable Function	-	# Connector Pins	Connector1 (Input)	C1 Type	# Connector Pins	Connector2 (Output)	C2 Type	Length in Meters	Packing
	<b>AF</b> - AC Flex Wiring	<b>C</b> - CE Compliant	<b>1T</b> - 1T-Branch Cable <b>3T</b> - 3T-Branch Cable <b>ET</b> - Trunk Extension <b>TT</b> - Trunk Termination <b>PN</b> - J-Box Panel Mount	-	<b>X</b> - N/A (Leads) <b>3</b> - 3 Pins	<b>P9</b> - Push Lock M19 <b>P5</b> - Push Lock M25 <b>L3</b> - 3-wire Leads (Pigtails)	<b>X</b> - N/A (Leads) <b>M</b> - Male <b>F</b> - Female	<b>X</b> - N/A (Leads) <b>3</b> - 3 Pins	<b>P9</b> - Push Lock M19 <b>P5</b> - Push Lock M25 <b>L3</b> - 3-wire Leads (Pigtails)	<b>X</b> - N/A (Leads) <b>M</b> - Male <b>F</b> - Female	<b>XXX</b> - No Cable Length <b>##</b> - Length	<b>S</b> - Single Pack <b>B</b> - Bulk Pack
EXAMPLE	<b>AF</b>	<b>C</b>	<b>ET</b>	-	<b>3</b>	<b>P5</b>	<b>M</b>	<b>3</b>	<b>P5</b>	<b>F</b>	<b>1.8</b>	<b>S</b>

## ORDERING INFORMATION

Description	Function (Refer to Wiring Diagram)	Regional Commercial Code (RCC)	Ordering PN 12NC Single Pack (S)	Ordering PN 12NC Bulk Pack (B)	Bulk Pack Carton QTY
3-T Branch Circuit Cable 4.6 m Trunk, 0.3 m Drop	Connects 3 fixtures to circuit*	AFC3T-3P5M3P9F4.6	9124 017 01689	9124 016 56148	5
1-T Branch Circuit Cable 1.53 m Trunk, 0.3 m Drop	Connects 1 fixture to circuit	AFC1T-3P5M3P9F1.5	9124 017 01688	9124 016 56145	10
1-T Branch Circuit Cable 3.0 m Trunk, 0.3 m Drop	Connects 1 fixture to circuit	AFC1T-3P5M3P9F3.0	9124 016 56146	9124 016 56147	5
Trunk Extension Cable, 0.92 m	Extends length of trunk to first or next T-cable	AFCET-3P5M3P5F0.9	9124 017 01690	9124 016 56149	10
Trunk Extension Cable, 1.83 m	Extends length of trunk to first or next T-cable	AFCET-3P5M3P5F1.8	9124 017 01691	9124 016 56150	10
Trunk Extension Cable, 4.6 m	Extends length of trunk to first or next T-cable	AFCET-3P5M3P5F4.6	9124 017 01692	9124 016 56151	5
Trunk Termination Cable, 0.92 m	Ends the circuit at the last fixture	AFCCT-3P5M3P9F0.9	9124 017 01694	9124 016 56153	10
Trunk Termination Cable, 1.83 m	Ends the circuit at the last fixture	AFCCT-3P5M3P5F1.8	9124 016 56154	9124 016 56155	10
J-Box/Panel Mount Pigtail Leads, 1.59 cm	Begins the circuit at the junction box or panel	AFCPN-XL3X3P5F0.1	9124 017 01693	9124 016 56152	20

**WARNING:** Do not use with light fixtures that exceed 4.0 A at 120 V AC operating voltage. Please refer to the electrical performance specifications of the light fixture specification sheet for the operating current.

## REGIONAL COMMERCIAL CODE LEGEND

DESCRIPTION	Product	Cable Info	Cable Function	# Connector Pins	Connector1 (Input)	C1 Type	# Connector Pins	Connector2 (Output)	C2 Type	Length in Meters	Packing
	AF - AC Flex Wiring	C - CE Compliant	1T - 1T-Branch Cable 3T - 3T-Branch Cable ET - Trunk Extension TT - Trunk Termination PN - J-Box Panel Mount	X - N/A (Leads) 3 - 3 Pins	P9 - Push Lock M19 P5 - Push Lock M25 L3 - 3-wire Leads (Pigtails)	X - N/A (Leads) M - Male F - Female	X - N/A (Leads) 3 - 3 Pins	P9 - Push Lock M19 P5 - Push Lock M25 L3 - 3-wire Leads (Pigtails)	X - N/A (Leads) M - Male F - Female	XXX - No Cable Length ## - Length	S - Single Pack B - Bulk Pack
EXAMPLE	AF	C	ET	3	P5	M	3	P5	F	1.8	S

## SPECIFICATIONS

Description	Regional Commercial Code (RCC)	Cable Length	Max AC Input Voltage	Max AC Input Current	Input Connector	Output Connector	T-Drop Connector	Cable Type
3-T Branch Circuit Cable 4.6 m Trunk, 0.3 m Drop	AFC3T-3P5M3P9F4.6	4572 mm 15 ft	480V	Input Total 16.0 A* Branches 4.0 A* Trunk Drop 4.0 A*	Push Lock Male M25 3-pin	Push Lock Female M25 3-pin	Push Lock Female M19 3-pin	Trunk: 3 x 2.5 mm <sup>2</sup> Branch: 3 x 1.0 mm <sup>2</sup> H07RN-F 600 V AC, 60° C CE,SAA,VDE
1-T Branch Circuit Cable 1.53 m Trunk, 0.3 m Drop	AFC1T-3P5M3P9F1.5	1524 mm 5 ft		Input Total 16.0 A Branches 8.0 A Trunk Drop 7.0 A				
1-T Branch Circuit Cable 3.0 m Trunk, 0.3 m Drop	AFC1T-3P5M3P9F3.0	3048 mm 10 ft						
Trunk Extension Cable, 0.92 m	AFCET-3P5M3P5F0.9	915 mm 3 ft		16 A	Push Lock Male M25 3-pin	Push Lock Female M25 3-pin	N/A	3 x 2.5 mm <sup>2</sup> H07RN-F 600 V AC, 60° C CE,SAA,VDE
Trunk Extension Cable, 1.83 m	AFCET-3P5M3P5F1.8	1829 mm 6 ft						
Trunk Extension Cable, 4.6 m	AFCET-3P5M3P5F4.6	4572 mm 15 ft						
Trunk Termination Cable, 0.92 m	AFCCT-3P5M3P9F0.9	915 mm 3 ft		7 A	Push Lock Male M25 3-pin	Push Lock Female M19 3-pin	N/A	3 x 1.0 mm <sup>2</sup> H07RN-F 600 V AC, 60° C CE,SAA,VDE
Trunk Termination Cable, 1.83 m	AFCCT-3P5M3P5F1.8	1829 mm 6 ft						
J-Box/Panel Mount Pigtail Leads, 1.59 cm	AFCPN-XL3X3P5F0.1	152 mm 6 in		16 A	Pigtail Leads	Push Lock Female M25 3-pin	N/A	3 x 2.5 mm <sup>2</sup> H07V-K 600 V AC, > 70° C CE,VDE

**\* WARNING:** Do not use with light fixtures that exceed 4.0 A at 120 V AC operating voltage. Please refer to the electrical performance specifications of the light fixture specification sheet for the operating current.

## REGIONAL COMMERCIAL CODE LEGEND

DESCRIPTION	Product	Cable Info	Cable Function	# Connector Pins	Connector1 (Input)	C1 Type	# Connector Pins	Connector2 (Output)	C2 Type	Length in Meters	Packing
	<b>AF</b> - AC Flex Wiring	<b>C</b> - CE Compliant	<b>1T</b> - 1T-Branch Cable <b>3T</b> - 3T-Branch Cable <b>ET</b> - Trunk Extension <b>TT</b> - Trunk Termination <b>PN</b> - J-Box Panel Mount	<b>X</b> - N/A (Leads) <b>3</b> - 3 Pins	<b>P9</b> - Push Lock M19 <b>P5</b> - Push Lock M25 <b>L3</b> - 3-wire Leads (Pigtails)	<b>X</b> - N/A (Leads) <b>M</b> - Male <b>F</b> - Female	<b>X</b> - N/A (Leads) <b>3</b> - 3 Pins	<b>P9</b> - Push Lock M19 <b>P5</b> - Push Lock M25 <b>L3</b> - 3-wire Leads (Pigtails)	<b>X</b> - N/A (Leads) <b>M</b> - Male <b>F</b> - Female	<b>XXX</b> - No Cable Length <b>##</b> - Length	<b>S</b> - Single Pack <b>B</b> - Bulk Pack
EXAMPLE	<b>AF</b>	<b>C</b>	<b>ET</b>	<b>3</b>	<b>P5</b>	<b>M</b>	<b>3</b>	<b>P5</b>	<b>F</b>	<b>1.8</b>	<b>S</b>

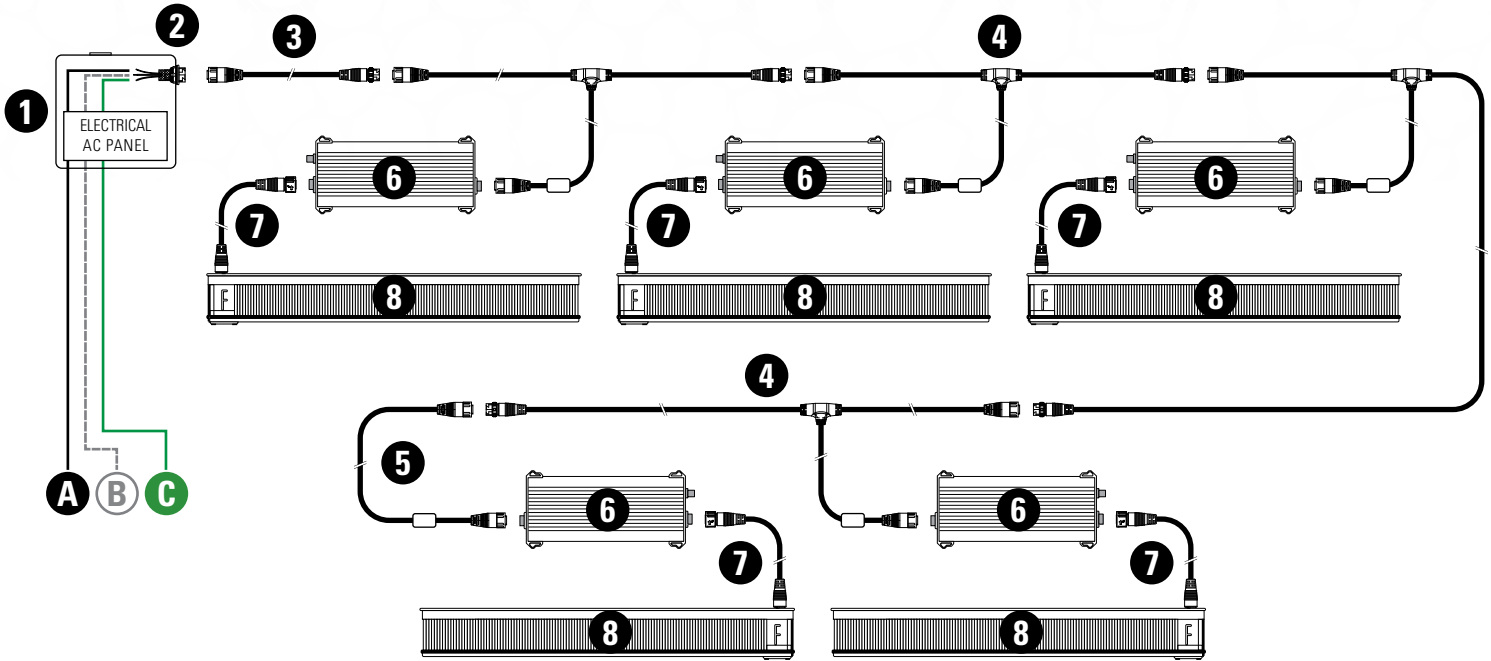
## PACKAGE INFORMATION

Description	Regional Commercial Code (RCC)	Ordering PN 12NC	Carton QTY	Weight	Length	Width	Height	HTS Tariff Code
3-T Branch Circuit Cable 4.6 m Trunk, 0.3 m Drop	AFC3T-3P5M3P9F4.6S	9124 017 01689	1	2.55 kg 5.62 lb	39.4 cm 15.5"	12.7 cm 5.0"	39.4 cm 15.5"	8536.69.8000
	AFC3T-3P5M3P9F4.6B	9124 016 56148	5	10.75 kg 23.70 lb	34.3 cm 13.5"	33 cm 13.0"	22.9 cm 9.0"	
1-T Branch Circuit Cable 1.53 m Trunk, 0.3 m Drop	AFC1T-3P5M3P9F1.5S	9124 017 01688	1	0.68 kg 1.50 lb	40.7 cm 16.0"	26.7 cm 10.5"	3.9 cm 1.5"	
	AFC1T-3P5M3P9F1.5B	9124 016 56145	10	5.80 kg 12.79 lb	34.3 cm 13.5"	33 cm 13.0"	22.9 cm 9.0"	
1-T Branch Circuit Cable 3.0 m Trunk, 0.3 m Drop	AFC1T-3P5M3P9F3.0S	9124 016 56146	1	1.09 kg 2.40 lb	40.7 cm 16.0"	26.7 cm 10.5"	3.9 cm 1.5"	
	AFC1T-3P5M3P9F3.0B	9124 016 56147	5	4.95 kg 10.91 lb	39.4 cm 15.5"	12.7 cm 5.0"	39.4 cm 15.5"	
Trunk Extension Cable, 0.92 m	AFCET-3P5M3P5F0.9S	9124 017 01690	1	0.36 kg 0.79 lb	40.7 cm 16.0"	26.7 cm 10.5"	3.9 cm 1.5"	
	AFCET-3P5M3P5F0.9B	9124 016 56149	10	2.60 kg 5.73 lb	39.4 cm 15.5"	12.7 cm 5.0"	39.4 cm 15.5"	
Trunk Extension Cable, 1.83 m	AFCET-3P5M3P5F1.8S	9124 017 01691	1	0.58 kg 1.28 lb	40.7 cm 16.0"	26.7 cm 10.5"	3.9 cm 1.5"	
	AFCET-3P5M3P5F1.8B	9124 016 56150	10	4.80 kg 10.58 lb	39.4 cm 15.5"	12.7 cm 5.0"	39.4 cm 15.5"	
Trunk Extension Cable, 4.6 m	AFCET-3P5M3P5F4.6S	9124 017 01692	1	1.3 kg 2.87 lb	40.7 cm 16.0"	26.7 cm 10.5"	3.9 cm 1.5"	
	AFCET-3P5M3P5F4.6B	9124 016 56151	5	6.0 kg 13.23 lb	39.4 cm 15.5"	12.7 cm 5.0"	39.4 cm 15.5"	
Trunk Termination Cable, 0.92 m	AFCTT-3P5M3P9F0.9S	9124 017 01694	1	0.30 kg 0.66 lb	40.7 cm 16.0"	26.7 cm 10.5"	3.9 cm 1.5"	
	AFCTT-3P5M3P9F0.9B	9124 016 56153	10	2.5 kg 5.51 lb	39.4 cm 15.5"	12.7 cm 5.0"	39.4 cm 15.5"	
Trunk Termination Cable, 1.83 m	AFCTT-3P5M3P5F1.8S	9124 016 56154	1	0.40 kg 0.88 lb	40.7 cm 16.0"	26.7 cm 10.5"	3.9 cm 1.5"	
	AFCTT-3P5M3P5F1.8B	9124 016 56155	10	3.50 kg 7.72 lb	39.4 cm 15.5"	12.7 cm 5.0"	39.4 cm 15.5"	
J-Box/Panel Mount Pigtail Leads, 1.59 cm	AFCPN-XL3X3P5F0.1S	9124 017 01693	1	0.095 kg 0.21 lb	40.7 cm 16.0"	26.7 cm 10.5"	3.9 cm 1.5"	
	AFCPN-XL3X3P5F0.1B	9124 016 56152	20	1.70 kg 3.75 lb	39.4 cm 15.5"	12.7 cm 5.0"	39.4 cm 15.5"	

## MECHANICAL DRAWINGS

Regional Commercial Code (RCC)	Pin Config. Input Connector	Mechanical Drawing	Pin Config. Output Connector	Pin Config. T-Drop Connector
AFC3T-3P5M3P9F4.6	M25/M 3-pin Pin 1 Neutral Pin 2 Ground Pin 3 Line		M25/F 3-pin Pin 3 Line Pin 1 Neutral Pin 2 Ground	M19/F 3-pin Pin L Line Pin N Neutral Pin G Ground
AFC1T-3P5M3P9F1.5	M25/M 3-pin Pin 1 Neutral Pin 2 Ground Pin 3 Line		M25/F 3-pin Pin 3 Line Pin 1 Neutral Pin 2 Ground	M19/F 3-pin Pin L Line Pin N Neutral Pin G Ground
AFC1T-3P5M3P9F3.0	M25/M 3-pin Pin 1 Neutral Pin 2 Ground Pin 3 Line		M25/F 3-pin Pin 3 Line Pin 1 Neutral Pin 2 Ground	M19/F 3-pin Pin L Line Pin N Neutral Pin G Ground
AFCET-3P5M3P5F0.9	M25/M 3-pin Pin 1 Neutral Pin 2 Ground Pin 3 Line		M25/F 3-pin Pin 3 Line Pin 1 Neutral Pin 2 Ground	N/A
AFCET-3P5M3P5F1.8	M25/M 3-pin Pin 1 Neutral Pin 2 Ground Pin 3 Line		M25/F 3-pin Pin 3 Line Pin 1 Neutral Pin 2 Ground	N/A
AFCET-3P5M3P5F4.6	M25/M 3-pin Pin 1 Neutral Pin 2 Ground Pin 3 Line		M25/F 3-pin Pin 3 Line Pin 1 Neutral Pin 2 Ground	N/A
AFCCT-3P5M3P9F0.9	M25/M 3-pin Pin 1 Neutral Pin 2 Ground Pin 3 Line		M19/F 3-pin Pin L Line Pin N Neutral Pin G Ground	N/A
AFCCT-3P5M3P5F1.8	M25/M 3-pin Pin 1 Neutral Pin 2 Ground Pin 3 Line		M19/F 3-pin Pin L Line Pin N Neutral Pin G Ground	N/A
AFCPN-XL3X3P5F0.1	Brown = Line Blue = Neutral Yellow-Green = Ground		M25/F 3-pin Pin 3 Line Pin 1 Neutral Pin 2 Ground	N/A

## WIRING DIAGRAM



## COMPONENTS

- 1** Lighting Electrical Panel or Junction Box
- 2** AC Flex J-Box/Panel Mount Pigtail (AFCPN-XL3X3P5F0.1)
- 3** AC Flex Trunk Extension  
0.9 m (AFCET-3P5M3P5F0.9) or  
1.8 m (AFCET-3P5M3P5F1.8) or  
4.6 m (AFCET-3P5M3P5F4.6)
- 4** AC Flex T-Connector Cable to Light Fixture  
1T 1.5 m (AFC1T-3P5M3P9F1.5) or  
1T 3.0 m (AFC1T-3P5M3P9F3.0) or  
3T 4.6 m (AFC3T-3P5M3P9F4.6)
- 5** AC Flex Trunk Drop Cable to Last Light Fixture  
0.9 m (AFCTT-3P5M3P9F0.9) or  
1.8 m (AFCTT-3P5M3P9F1.8)
- 6** Power Supply for Light Fixture
- 7** DC Power Cable to Light Fixture
- 8** Light Fixture

## CABLING

TYPICAL WIRING CONNECTIONS (REFER TO FIXTURE WIRING DIAGRAM)

Diagram Lead	Cable Lead Color	Power Supply Pin Connection	INPUT VOLTAGE			
			120 V	230 V	240 V	400 V
<b>A</b>	Brown	L	Phase	Phase	Phase	Phase
<b>B</b>	Blue	N	Neutral	Neutral	Phase	Phase
<b>C</b>	Yellow-Green	G	PE	PE	PE	PE

Need assistance or have questions? Flucence will design your AC Flex Dimming Wiring System layout for you!

Contact us at: [support@fluence-led.com](mailto:support@fluence-led.com)