

DIM FLEX WIRING SYSTEM

International (CE M12 1-Channel)



MODULAR 0-10V DC DIMMING WIRING SYSTEM FOR FLUENCE SINGLE-CHANNEL LED LIGHT FIXTURES

FEATURES

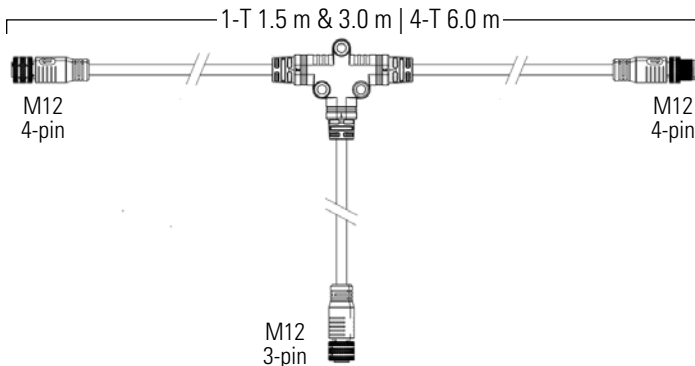
- Dramatic pre-wire, installation, and clean-up time and labor cost savings over traditional light fixture 0-10 V DC control wiring
- Plug-and-play connectors for error-free installation and easy maintenance
- Secure and reliable connections
- CE rated cable, suitable for wet locations
- 1 year limited warranty



DIM FLEX WIRING SYSTEM COMPONENTS

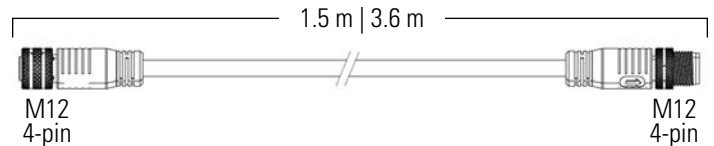
T-CONNECTOR CABLE

Connects Main Trunk to Power Supply of Light Fixtures



TRUNK EXTENSIONS

Extends length of T-Connector Trunk



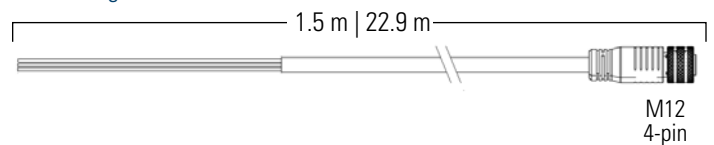
TRUNK TERMINATION




Ends the Trunk Cable Run at the Last Fixture to the Power Supply



PIGTAIL TRUNK EXTENSION

Begins the Modular Wire Run at the Dimmer or Controller



Contact **FLUENCE** 
support@fluence-led.com 
www.fluence-led.com 

REGIONAL COMMERCIAL CODE LEGEND

	Product	Cable Info	Cable Function	-	# Connector Pins	Connector1 (Input)	C1 Type	# Connector Pins	Connector2 (Output)	C2 Type	Length in Meters	Packing
DESCRIPTION	DF - Dim Flex Wiring	C - CE Compliant	1T - 1T-Branch Cable 4T - 4T-Branch Cable ET - Trunk Extension PT - Pigtail Trunk Extension TT - Trunk Termination TG - Trunk Drop Termination (Drain Grounded)	-	X - N/A (Leads) 1 - 1 Pin 2 - 2 Pins 3 - 3 Pins 4 - 4 Pins	P6 - Push Lock M16 P9 - Push Lock M19 T2 - Screw Lock (Threaded) M12 T6 - Screw Lock (Threaded) M16 L3 - 3-wire Leads (Pigtails)	X - N/A (Leads) M - Male F - Female	1 - 1 Pin 2 - 2 Pins 3 - 3 Pins 4 - 4 Pins	P6 - Push Lock M16 P9 - Push Lock M19 T2 - Screw Lock (Threaded) M12 T6 - Screw Lock (Threaded) M16	X - N/A (Leads) M - Male F - Female	XXX - No Cable Length ## - Length	S - Single Pack B - Bulk Pack
EXAMPLE	DF	C	ET	-	4	T2	M	4	T2	F	3.6	S

ORDERING INFORMATION

Description	Function (Refer to Wiring Diagram)	Regional Commercial Code (RCC)	Ordering PN 12NC Single Pack (S)	Ordering PN 12NC Bulk Pack (B)	Bulk Pack Carton QTY
4-T Branch Dimming Cable, 6.0 m Trunk, 0.3 m Drop	Connects 4 fixtures to the dimming control line	DFC4T-4T2M3T2F6.0	9124 017 01738	9124 016 56198	5
1-T Branch Dimming Cable, 1.53 m Trunk, 0.3 m Drop	Connects 1 fixture to the dimming control line	DFC1T-4T2M3T2F1.5	9124 017 01737	9124 016 56195	10
1-T Branch Dimming Cable, 3.0 m Trunk, 0.3 m Drop	Connects 1 fixture to the dimming control line	DFC1T-4T2M3T2F3.0	9124 016 56196	9124 016 56197	5
Pigtail Trunk Extension Cable, 1.53 m	Begins the dimming control line at the dimmer or controller	DFCPT-XL3X4T2F1.5	9124 017 01741	9124 016 56202	10
Pigtail Trunk Extension Cable, 22.9 m	Begins the dimming control line at the dimmer or controller	DFCPT-XL3X4T2F22.	9124 017 01742	9124 016 56203	3
Trunk Extension Cable, 1.53 m	Extends length of trunk to first or next T-cable	DFCET-4T2M4T2F1.5	9124 017 01739	9124 016 56199	10
Trunk Extension Cable, 3.6 m	Extends length of trunk to first or next T-cable	DFCET-4T2M4T2F3.6	9124 017 01740	9124 016 56201	5
Trunk Termination Cable, 1.0 m	Ends the dimming control line at the last fixture. EMI Shielding must be grounded to PE	DFCTT-4T2M3T2F1.0	9124 017 01743	9124 016 56208	10

REGIONAL COMMERCIAL CODE LEGEND

	Product	Cable Info	Cable Function	-	# Connector Pins	Connector1 (Input)	C1 Type	# Connector Pins	Connector2 (Output)	C2 Type	Length in Meters	Packing
DESCRIPTION	DF - Dim Flex Wiring	C - CE Compliant	1T - 1T-Branch Cable 4T - 4T-Branch Cable ET - Trunk Extension PT - Pigtail Trunk Extension TT - Trunk Termination TG - Trunk Drop Termination (Drain Grounded)	-	X - N/A (Leads) 1 - 1 Pin 2 - 2 Pins 3 - 3 Pins 4 - 4 Pins	P6 - Push Lock M16 P9 - Push Lock M19 T2 - Screw Lock (Threaded) M12 T6 - Screw Lock (Threaded) M16 L3 - 3-wire Leads (Pigtails)	X - N/A (Leads) M - Male F - Female	1 - 1 Pin 2 - 2 Pins 3 - 3 Pins 4 - 4 Pins	P6 - Push Lock M16 P9 - Push Lock M19 T2 - Screw Lock (Threaded) M12 T6 - Screw Lock (Threaded) M16	X - N/A (Leads) M - Male F - Female	XXX - No Cable Length ## - Length	S - Single Pack B - Bulk Pack
EXAMPLE	DF	C	ET	-	4	T2	M	4	T2	F	3.6	S

SPECIFICATIONS

Description	Regional Commercial Code (RCC)	Cable Length	Max DC Input Voltage	Max DC Input Current	Input Connector	Output Connector	T-Drop Connector	Cable Type
4-T Branch Dimming Cable, 6.0 m Trunk, 0.3 m Drop	DFC4T-4T2M3T2F6.0	6096 mm 20.0 ft	12 V	4 A	Push Lock Male M25 3-pin	Push Lock Female M25 3-pin	Screw Lock Female M12 3-pin	CE 110 V, 90° C 2 x 0.5 mm ² , Plus Drain
1-T Branch Dimming Cable, 1.53 m Trunk, 0.3 m Drop	DFC1T-4T2M3T2F1.5	1524 mm 5 ft						
1-T Branch Dimming Cable, 3.0 m Trunk, 0.3 m Drop	DFC1T-4T2M3T2F3.0	3048 mm 10 ft						
Pigtail Trunk Extension Cable, 1.53 m	DFCPT-XL3X4T2F1.5	1524 mm 5.0 ft	12 V	4 A	Pigtail Leads	Screw Lock Female M12 4-pin	N/A	
Pigtail Trunk Extension Cable, 22.9 m	DFCPT-XL3X4T2F22.2	22860 mm 75.0 ft						
Trunk Extension Cable, 1.53 m	DFCET-4T2M4T2F1.5	1524 mm 5.0 ft			Screw Lock Male M12 4-pin	Screw Lock Female M12 4-pin		
Trunk Extension Cable, 3.6 m	DFCET-4T2M4T2F3.6	3658 mm 12.0 ft						
Trunk Termination Cable, 1.0 m	DFCTT-4T2M3T2F1.0	1064 mm 42.0 in		Screw Lock Female M12 3-pin				

PACKAGE INFORMATION

Description	Regional Commercial Code (RCC)	Ordering PN 12NC	Carton QTY	Weight	Length	Width	Height	HTS Tariff Code
4-T Branch Dimming Cable, 6.0 m Trunk, 0.3 m Drop	DFC4T-4T2M3T2F6.0S	9124 017 01738	1	1.78 kg 3.92 lb	40.7 cm 16.0"	26.7 cm 10.5"	3.9 cm 1.5"	8536.69.8000
	DFC4T-4T2M3T2F6.0B	9124 016 56198	5	8.70 kg 19.18 lb	34.3 cm 13.5"	33 cm 13.0"	22.9 cm 9.0"	
1-T Branch Dimming Cable, 1.53 m Trunk, 0.3 m Drop	DFC1T-4T2M3T2F1.5S	9124 017 01737	1	0.32 kg 0.71 lb	40.7 cm 16.0"	26.7 cm 10.5"	3.9 cm 1.5"	
	DFC1T-4T2M3T2F1.5B	9124 016 56195	10	3.00 kg 6.61 lb	39.4 cm 15.5"	12.7 cm 5.0"	39.4 cm 15.5"	
1-T Branch Dimming Cable, 3.0 m Trunk, 0.3 m Drop	DFC1T-4T2M3T2F3.0S	9124 016 56196	1	0.69 kg 1.52 lb	40.7 cm 16.0"	26.7 cm 10.5"	3.9 cm 1.5"	
	DFC1T-4T2M3T2F3.0B	9124 016 56197	5	3.30 kg 7.28 lb	34.3 cm 13.5"	33 cm 13.0"	22.9 cm 9.0"	
Pigtail Trunk Extension Cable, 1.53 m	DFCPT-XL3X4T2F1.5S	9124 017 01741	1	0.17 kg 0.37 lb	40.7 cm 16.0"	26.7 cm 10.5"	3.9 cm 1.5"	
	DFCPT-XL3X4T2F1.5B	9124 016 56202	10	1.60 kg 3.53 lb	34.3 cm 13.5"	33 cm 13.0"	22.9 cm 9.0"	
Pigtail Trunk Extension Cable, 22.9 m	DFCPT-XL3X4T2F22.S	9124 017 01742	1	2.07 kg 4.56 lb	39.4 cm 15.5"	12.7 cm 5.0"	39.4 cm 15.5"	
	DFCPT-XL3X4T2F22.B	9124 016 56203	3	5.21 kg 11.49 lb	34.3 cm 13.5"	33 cm 13.0"	22.9 cm 9.0"	
Trunk Extension Cable, 1.53 m	DFCET-4T2M4T2F1.5S	9124 017 01739	1	0.18 kg 0.40 lb	40.7 cm 16.0"	26.7 cm 10.5"	3.9 cm 1.5"	
	DFCET-4T2M4T2F1.5B	9124 016 56199	10	1.7 kg 3.75 lb	39.4 cm 15.5"	12.7 cm 5.0"	39.4 cm 15.5"	
Trunk Extension Cable, 3.6 m	DFCET-4T2M4T2F3.6S	9124 017 01740	1	0.40 kg 0.88 lb	40.7 cm 16.0"	26.7 cm 10.5"	3.9 cm 1.5"	
	DFCET-4T2M4T2F3.6B	9124 016 56201	5	1.75 kg 3.86 lb	34.3 cm 13.5"	33 cm 13.0"	22.9 cm 9.0"	
Trunk Termination Cable, 1.0 m	DFCTT-4T2M3T2F1.0S	9124 017 01743	1	0.15 kg 0.33 lb	40.7 cm 16.0"	26.7 cm 10.5"	3.9 cm 1.5"	
	DFCTT-4T2M3T2F1.0B	9124 016 56208	10	1.40 kg 3.09 lb	39.4 cm 15.5"	12.7 cm 5.0"	39.4 cm 15.5"	

MECHANICAL DRAWINGS

Regional Commercial Code (RCC)	Pin Config. Input Connector	Mechanical Drawing	Pin Config. Output Connector	Pin Config. T-Drop Connector
DFC4T-4T2M3T2F6.0	<p>M12/M 4-pin</p>		<p>M12/F 4-pin</p>	<p>M12/F 3-pin</p>

DIM FLEX WIRING SYSTEM

International (CE M12 1-Channel)



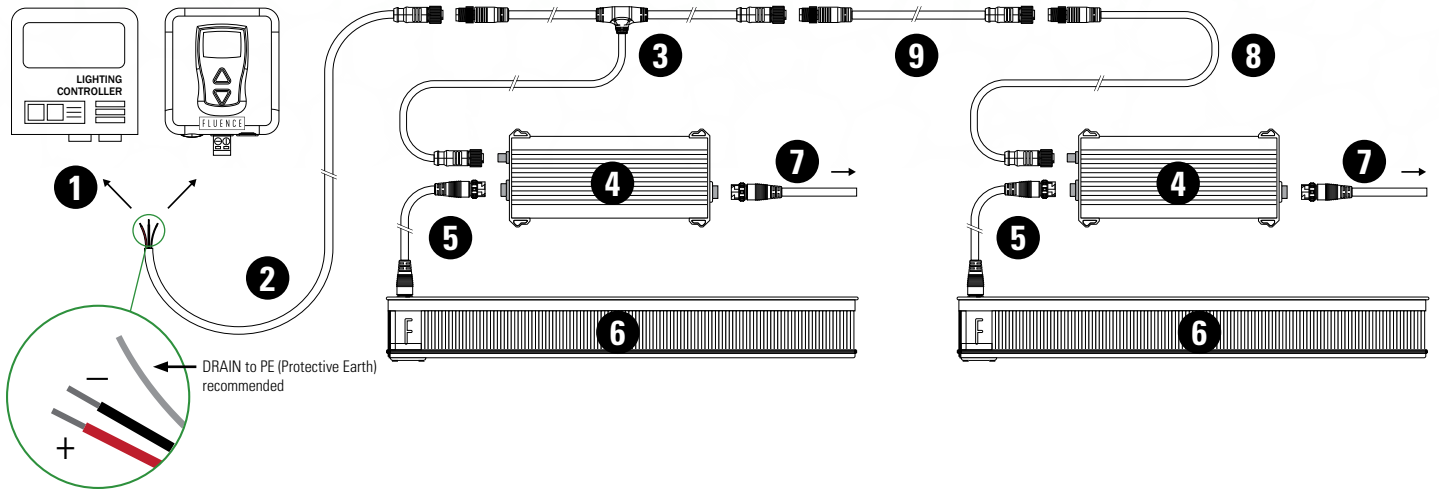
MECHANICAL DRAWINGS

Regional Commercial Code (RCC)	Pin Config. Input Connector	Mechanical Drawing	Pin Config. Output Connector	Pin Config. T-Drop Connector
DFC1T-4T2M3T2F1.5	M12/M 4-pin Pin 2 NC Pin 1 Dim (-) Pin 3 Dim (+) Pin 4 NC		M12/F 4-pin Pin 1 Dim (-) Pin 2 NC Pin 4 NC Pin 3 Dim (+)	M12/F 3-pin Pin 3 Dim (+) Pin 4 NC Pin 1 Dim (-)
DFC1T-4T2M3T2F3.0	M12/M 4-pin Pin 2 NC Pin 1 Dim (-) Pin 3 Dim (+) Pin 4 NC		M12/F 4-pin Pin 1 Dim (-) Pin 2 NC Pin 4 NC Pin 3 Dim (+)	M12/F 3-pin Pin 3 Dim (+) Pin 4 NC Pin 1 Dim (-)
DFCPT-XL3X4T2F1.5	Red = Dim (+) Black = Dim (-) Bare Wire = Drain		M12/F 4-pin Pin 1 Dim (-) Pin 2 NC Pin 4 NC Pin 3 Dim (+)	N/A
DFCPT-XL3X4T2F2.2	Red = Dim (+) Black = Dim (-) Bare Wire = Drain		M12/F 4-pin Pin 1 Dim (-) Pin 2 NC Pin 4 NC Pin 3 Dim (+)	N/A
DFCET-4T2M4T2F1.5	M12/M 4-pin Pin 2 NC Pin 1 Dim (-) Pin 3 Dim (+) Pin 4 NC		M12/F 4-pin Pin 1 Dim (-) Pin 2 NC Pin 4 NC Pin 3 Dim (+)	N/A
DFCET-4T2M4T2F3.6	M12/M 4-pin Pin 2 NC Pin 1 Dim (-) Pin 3 Dim (+) Pin 4 NC		M12/F 4-pin Pin 1 Dim (-) Pin 2 NC Pin 4 NC Pin 3 Dim (+)	N/A
DFCTT-4T2M3T2F1.0	M12/M 4-pin Pin 2 NC Pin 1 Dim (-) Pin 3 Dim (+) Pin 4 NC		M12/F 3-pin Pin 3 Dim (+) Pin 4 NC Pin 1 Dim (-)	N/A



Contact **FLUENCE** @
support@fluence-led.com ✉
www.fluence-led.com 🌐

WIRING DIAGRAM: 0-10V Dimmer Channel to Multiple Fluence LED Light Fixtures



COMPONENTS

- 1** Third Party Light Controller/Dimmer
- 2** DIM Flex Pigtail Trunk Extension
1.5 m (DFCPT-XL3X4T2F1.5) or
22.9 m (DFCPT-XL3X4T2F22.)
- 3** DIM Flex T-Connector Cable to Light Fixture
1-T 1.5 m (DFC1T-4T2M3T2F1.5) or
1-T 3.0 m (DFC1T-4T2M3T2F3.0) or
4-T 6.0 m (DFC4T-4T2M3T2F6.0)
- 4** Power Supply for Light Fixture
- 5** DIM Power Extension Cable to Light Fixture
- 6** Light Fixture
- 7** AC Power Cable to Power Supply
- 8** DIM Flex Trunk Termination to last Light Fixture
(DFCTT-4T2M3T2F1.0)
- 9** DIM Flex Trunk Extension
1.5 m (DFCET-4T2M4T2F1.5) or
3.6 m (DFCET-4T2M4T2F3.6)

Maximum Quantity Connected Light Fixtures (per branch)	Maximum Distance First to Last Light Fixtures (per branch)
Up to 50 Light Fixtures	61-91.5 m

NOTES

- A.** Refer to 3rd Party controller/dimmer manufacturer specifications and installation instructions for wiring details.
- B.** The maximum quantity is up to 50 connected light fixtures per branch. The rated mA capacity of the light controller/dimmer used may support less fixtures per branch. Please refer to the light controller/dimmer specifications for the application.
- C.** A single point of shield grounding to earth is recommended. Connect the drain wire of the leader cable to PE (Protective Earth).

Need assistance or have questions? Fluence will design your DIM Flex Dimming Wiring System layout for you!

Contact us at: support@fluence-led.com