



## RAPTR 2

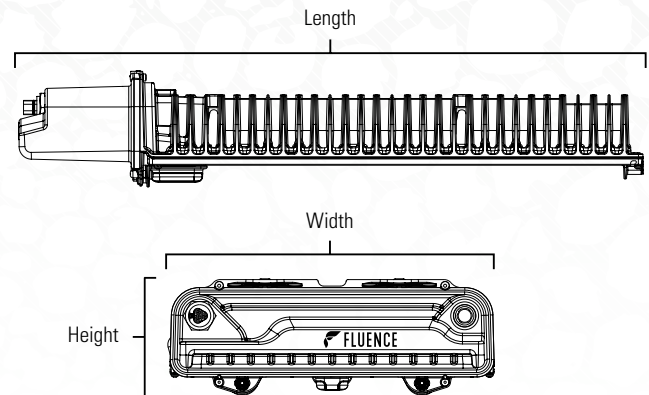
High-output top light delivers maximum intensity with industry leading efficacy. RAPTR 2 is available in four spectra including the NEW Dynamic spectra designed to minimize energy consumption while mitigating the risk of photobleaching. Ideally suited for high-intensity indoor growing, 1:1 HPS replacement and supplemental greenhouse lighting.

## SPECIFICATIONS

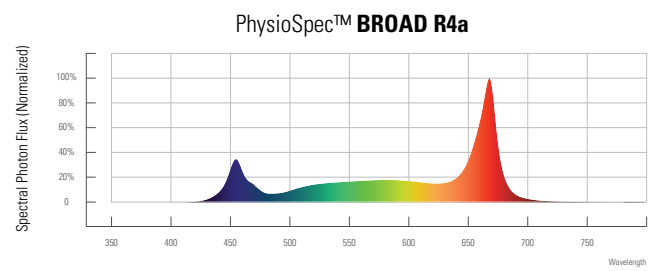
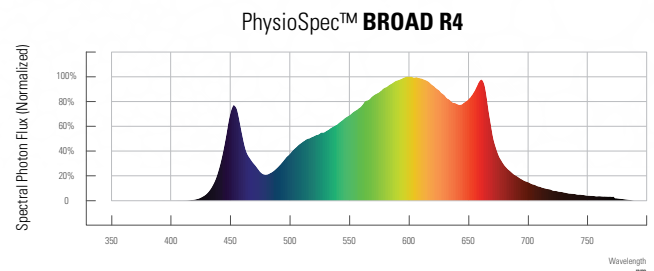
Light Source	LED
AC Input Voltage	277-400 V AC, 50/60 Hz
Spectrum	Broad R4, R4a, T48 Dynamic, T8 Dynamic
Input Power	1050W
Power Factor	0,98
Output	Up to 3,700 µmol/s
Efficacy	Up to 3,6 µmol/J
Thermal Management	Passive
Power Supply	Integrated
Dimming	Wireless Dimming: 10%-100%
Total Harmonic Distortion	< 10%
Optical	120° Lambertian (Clear cover), 135° x 150° Quad Beam
Max. Ambient Temperature	40°C [104°F]
Lifetime Q90	50,000 hours (at 25°C ambient)
Photobiological Safety IEC 62471	Risk Group 2
Environmental Rating	IP66, Wet Location
Certifications	cULus, CE
Industry Standards	UL8800, IEC 60598-1, IEC 62471
Warranty	5 Year Limited Warranty
DLC Reported Controlled Environment	Indoor (Non-Stacked) or Greenhouse
DLC Reported Lighting Scheme	Top Light / Sole-Source or Supplemental

## DIMENSIONS

Spectra	Length	Width	Height	Weight
Broad R4/T48	32,5" [82,5 cm]	14,3" [36,4 cm]	5,1" [13 cm]	37,5 lbs [17 kg]
Broad R4a/T8	27,7" [70,3 cm]	14,3" [36,4 cm]	5,1" [13 cm]	33 lbs [15 kg]



## SPECTRUMS



## PERFORMANCE DATA @277V AC (400-800 nm)

PHYSIOSPEC™ SPECTRUM	AC Power (W)	OUTPUT PF (µmol/s)	Efficacy (PE) (µmol/J)
BW4	1,050	2,800	2,7
BW4a	1,050	2,900	2,8
T48	1,050	2,700 - 3,500	2,6 - 3,6*
T8	1,050	3,350 - 3,700	3,2 - 3,6*

\*Stated efficacy values are spectrum and output dependent based on typical use cases, consult your Fluence rep for more details.

## REGIONAL COMMERCIAL CODE

FAMILY	SPECTRUM	DISTRIBUTION	INPUT VOLTAGE	CONTROL
<b>RP2i</b> RAPTR 2 1050 W AC	<b>BW4</b> BROAD R4 <b>BW4a</b> BROAD R4a <b>T48</b> TUNABLE DYNAMIC <b>T8</b> TUNABLE DYNAMIC	<b>CG</b> 120° LAMBERTIAN <b>OB</b> 135° x 150° QUAD BEAM	<b>EV</b> 277-400 VAC	<b>WC1</b> WIRELESS 1 CHANNEL <b>WC2</b> WIRELESS 2 CHANNEL <b>WC3</b> WIRELESS 3 CHANNEL



Contact **FLUENCE** @  
support@fluence-led.com  
www.fluence-led.com/RAPTR

## ORDERING CODES FOR LUMINAIRES

Description	Regional Commercial Code	12NC - Bulk Pack	Quantity / Carton
RAPTR2i, BW4,QB,277-400V,WC1,B	RP2i-BW4-QB-EV-WC1-B	929003965277	2 pcs
RAPTR2i,BW4,CG,277-400V,WC1,B	RP2i-BW4-CG-EV-WC1-B	929003965279	2 pcs
RAPTR2i,T48,QB,277-400V,WC2,B	RP2i-T48-QB-EV-WC2-B	929003965281	2 pcs
RAPTR2i,T48,CG,277-400V,WC2,B	RP2i-T48-CG-EV-WC2-B	929003965283	2 pcs
RAPTR2i,BW4a,QB,277-400V,WC1,B	RP2i-BW4a-QB-EV-WC1-B	929003965379	2 pcs
RAPTR2i,BW4a,CG,277-400V,WC1,B	RP2i-BW4a-CG-EV-WC1-B	929003965380	2 pcs
RAPTR2i,T8,QB,277-400V,WC3,B	RP2i-T8-QG-EV-C3-B	912401707175	2 pcs
RAPTR2i,T8,CG,277-400V,WC3,B	RP2i-T8-CG-EV-C3-B	912401707176	2 pcs

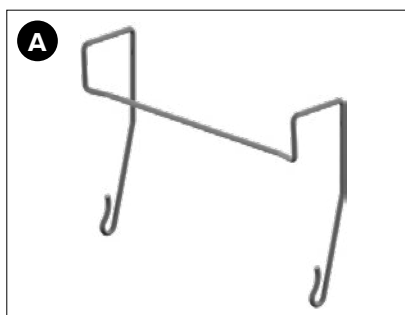
## ORDERING CODES FOR ACCESSORIES

AC Power Cable - Americas	Regional Commercial Code	12NC - Bulk Pack	12NC - Single Pack
AC Cable,Wieland Grn w/L7-15P,6FT	CAA-XXU3WGFL7P1.8x	912401656069	912401701602
AC Cable,Wieland Grn w/Leads,6FT	CAA-XXU3WGFL3X1.8x	912401656071	912401701601

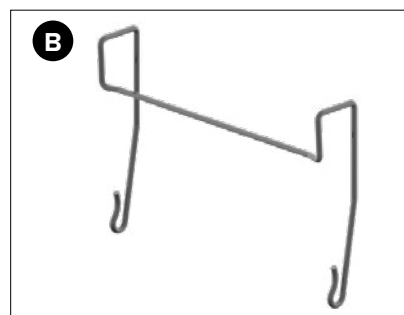
AC Power Cable - EMEA	Regional Commercial Code	12NC - Bulk Pack	Quantity / Carton
RST20I3 G Dca pigtail power cable 90 cm	RST20I3GDCAPTC90CM	912401702496	50 pcs

AC Connector - EMEA	12NC - Bulk Pack	Quantity / Carton
FLU toplighting female connector	912401702499	100 pcs

Mounting Bracket for Luminaire	Quantity per Luminaire	12NC - Bulk Pack	Quantity / Carton
<b>A</b> FLU A BRACKET C 40x40 <sup>1</sup>	1 Pc	912401702511	20 pcs
<b>B</b> FLU A BRACKET TRE 50x30/25 Center <sup>2</sup>	1 Pc	912401702507	20 pcs
FLU A BRACKET TRE 60x40/30 Center <sup>3</sup>	1 Pc	912401702508	20 pcs



**FLU BRACKET C 40x40<sup>2</sup>**



**FLU BRACKET TRE 50x30<sup>3</sup> /  
FLU BRACKET TRE 60x40<sup>4</sup>**

**Note:** Bracket types (A) and (B) are designed in such a way that the vertical distance between the bottom side of the profile and top side of the module is equal to approximate 20 cm (8").

<sup>1</sup> Galvanized steel wire ø6.0 mm. Suitable for C-profiles (struds); 40 x 40 mm (1.57" x 1.57").

<sup>2</sup> Galvanized steel wire ø6.0 mm. Suitable for trellis rectangular steel profiles; 50 x 25 mm (1.97" x 0.98") & 50 x 30 mm (1.97" x 1.18").

<sup>3</sup> Galvanized steel wire ø6.0 mm. Suitable for trellis rectangular steel profiles; 60 x 30 mm (2.36" x 1.18") & 60 x 40 mm (2.36" x 1.57").



Contact **FLUENCE** @  
support@fluence-led.com  
www.fluence-led.com/RAPTR